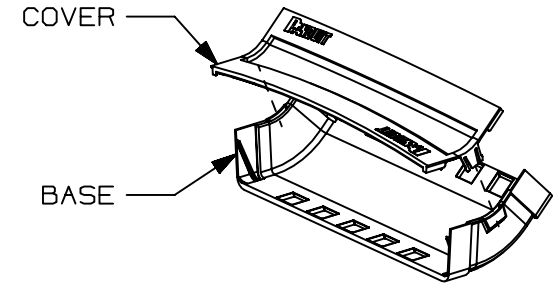

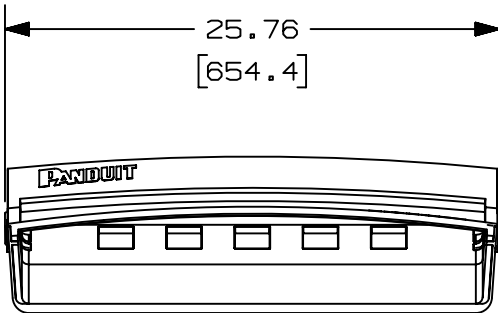
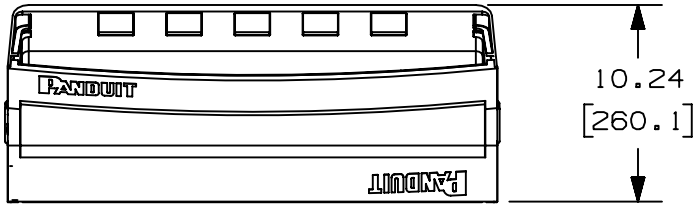


THIS COPY IS PROVIDED ON A RESTRICTED BASIS AND IS NOT TO BE USED IN ANY WAY DETRIMENTAL TO THE INTERESTS OF PANDUIT CORP.

NOTES:

1. SEE CURRENT CATALOG FOR ADDITIONAL PART SUFFIXES TO INDICATE COLOR AND/OR PACKAGE QUANTITY.
2. THE FIBERRUNNER 24x4 INSIDE VERTICAL 45° ANGLE FITTING IS DESIGNED WITH A MINIMUM 3" (76.2) BEND RADIUS TO PROTECT FIBER OPTIC CABLES.
3. THE FIBERRUNNER 24x4 INSIDE VERTICAL 45° ANGLE FITTING INCLUDES:
ONE (1) INSIDE VERTICAL 45° ANGLE BASE
ONE (1) INSIDE VERTICAL 45° ANGLE COVER
4. DIMENSIONS IN PARENTHESES ARE IN METRIC.



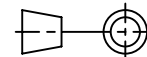
PANDUIT PART NUMBER	WEIGHT	MATERIAL
FRIV4524X4	3.94 LB/EACH (1787g/EACH)	ABS
FRIV4524X4L	3.94 LB/EACH (1787g/EACH)	PC/ABS

TITLE
FIBERRUNNER 24x4 INSIDE VERTICAL 45° ANGLE FITTING (FRIV4524X4, FRIV4524X4L)
 CUSTOMER DRAWING

ITEM REVISION NAME
D39701C0/00

DATASET FILE NAME
D39701C0_DC/00B FRIV4524X4

UNLESS OTHERWISE SPECIFIED,
 DIMENSIONAL TOLERANCES ARE:
 (.X) ± (.XXX) ±
 (.XX) ± .03 (.8) ANGLES ±



THIRD ANGLE PROJECTION

PANDUIT

MATERIAL:
SEE PART NUMBER TABLE ABOVE

DRAWING NUMBER:
39701-23

00B	8/28/2020	MES	DWR	DWR	UPDATED TITLE BLOCK, ADDED PART NUMBER	V09002DZ/11
-----	-----------	-----	-----	-----	--	-------------

REV	DATE	BY	CHK	APR	DESCRIPTION	ECN
-----	------	----	-----	-----	-------------	-----

DRAWN BY MSO	DATE 10-21-08	CHK SL	SCALE NONE	SHT 1 OF 1	SIZE A
-----------------	------------------	-----------	---------------	------------	-----------

D10100DA/20