

PCB terminal block - SPT-THR 1,5/ 7-H-3,5 P26 - 1822804

Please be informed that the data shown in this PDF Document is generated from our Online Catalog. Please find the complete data in the user's documentation. Our General Terms of Use for Downloads are valid (<http://phoenixcontact.com/download>)

PCB terminal block, Nominal current: 13.5 A, Nom. voltage: 160 V, Pitch: 3.5 mm, Number of positions: 7, Connection method: Push-in spring connection, Mounting: THR soldering, Conductor/PCB connection direction: 0°, Color: black



The illustration shows the 10-position version



Key Commercial Data

Packing unit	1 pc
Custom tariff number	85369010
Country of origin	Germany

Technical data

Dimensions

Length	13.6 mm
Pitch	3.50 mm
Dimension a	21 mm
Width	25 mm
Height	7.7 mm
Length of the solder pin	2.6 mm
Pin dimensions	0,7 x 0,3
Pin spacing	7 mm
Hole diameter	1.1 mm

General

Range of articles	SPT 1,5/...-H-THR
Insulating material group	IIIa
Rated surge voltage (III/3)	2.5 kV
Rated surge voltage (III/2)	2.5 kV

PCB terminal block - SPT-THR 1,5/ 7-H-3,5 P26 - 1822804

Technical data

General

Rated surge voltage (II/2)	2.5 kV
Rated voltage (III/3)	160 V
Rated voltage (III/2)	160 V
Rated voltage (II/2)	320 V
Connection in acc. with standard	EN-VDE
Nominal current I _N	13.5 A
Nominal cross section	1.5 mm ²
Insulating material	LCP
Solder pin surface	Sn
Flammability rating according to UL 94	V0
Stripping length	8 mm
Number of positions	7

Connection data

Conductor cross section solid min.	0.2 mm ²
Conductor cross section solid max.	1.5 mm ²
Conductor cross section flexible min.	0.2 mm ²
Conductor cross section flexible max.	1.5 mm ²
Conductor cross section flexible, with ferrule without plastic sleeve min.	0.2 mm ²
Conductor cross section flexible, with ferrule without plastic sleeve max.	1.5 mm ²
Conductor cross section flexible, with ferrule with plastic sleeve min.	0.2 mm ²
Conductor cross section flexible, with ferrule with plastic sleeve max.	0.75 mm ²
Conductor cross section AWG min.	24
Conductor cross section AWG max.	16

Standards and Regulations

Connection in acc. with standard	EN-VDE
Flammability rating according to UL 94	V0

Classifications

eCl@ss

eCl@ss 4.0	27141111
eCl@ss 4.1	27141109
eCl@ss 5.0	27141190
eCl@ss 5.1	27141190
eCl@ss 6.0	27261101
eCl@ss 7.0	27440401

PCB terminal block - SPT-THR 1,5/ 7-H-3,5 P26 - 1822804

Classifications

eCl@ss

eCl@ss 8.0	27440401
eCl@ss 9.0	27440401

ETIM

ETIM 3.0	EC001121
ETIM 4.0	EC002643
ETIM 5.0	EC002643

UNSPSC

UNSPSC 6.01	30211801
UNSPSC 7.0901	39121432
UNSPSC 11	39121432
UNSPSC 12.01	39121432
UNSPSC 13.2	39121432

Approvals

Approvals

Approvals

UL Recognized / cUL Recognized / EAC / EAC / cULus Recognized

Ex Approvals

Approvals submitted

Approval details

UL Recognized		
	B	D
mm ² /AWG/kcmil	24-16	24-16
Nominal current I _N	10 A	10 A
Nominal voltage U _N	300 V	300 V

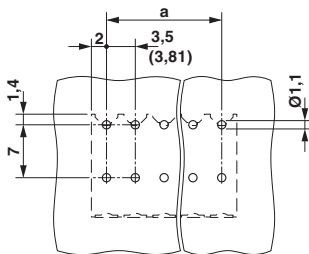
PCB terminal block - SPT-THR 1,5/ 7-H-3,5 P26 - 1822804

Approvals

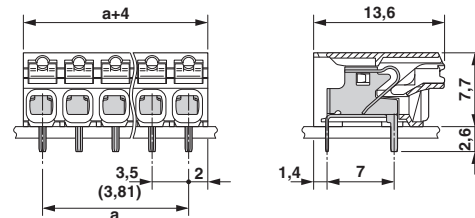
cUL Recognized		
	B	D
mm ² /AWG/kcmil	24-16	24-16
Nominal current I _N	10 A	10 A
Nominal voltage U _N	300 V	300 V
EAC		
EAC		
cULus Recognized		

Drawings

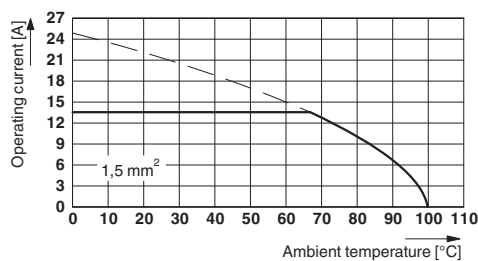
Drilling diagram



Dimensional drawing



Diagram



Type: SPT-THR 1,5/ 5-H-3,5(3,81) P26
 Tested according to DIN EN 60512-5-2:2003-01
 Reduction factor = 1

PCB terminal block - SPT-THR 1,5/ 7-H-3,5 P26 - 1822804

Number of positions: 5

Phoenix Contact 2016 © - all rights reserved
<http://www.phoenixcontact.com>