

1. Structure

This LED lamp is intended for replacement of linear fluorescent lamp. The module consists of PCB with white LEDs mounted and Al heatsink inside the tube.

2. Application

AC100-242V input self-ballasted linear LED fluorescent lamp.

3. Absolute Maximum Ratings (Ta=25°C)

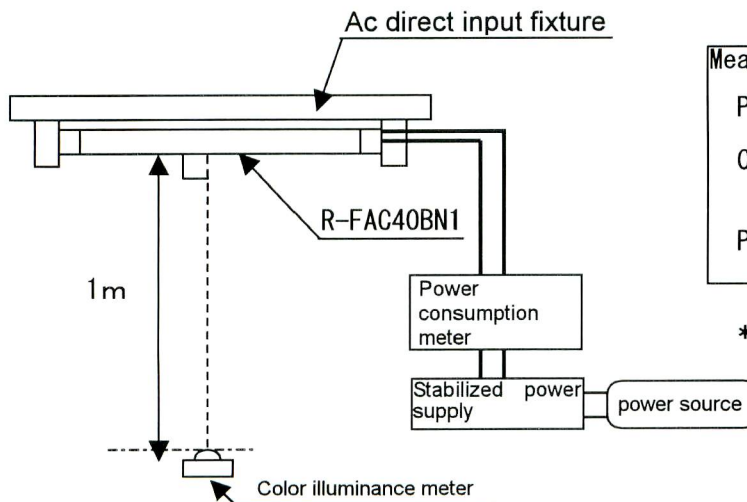
Number	Description	Symbol	Specification	Unit	Remarks
1	Input voltage	V _{in}	90 ~ 264	V	50Hz/60Hz
2	Operating temp.	T _{opr}	-10 ~ +40	°C	No condensation under 80%RH
3	Storage temp.	T _{stg}	-20 ~ +50	°C	No condensation under 80%RH

4. Characteristic (Ta=25°C)

Description	Specification			Unit	Remarks	
	MIN	TYP	MAX			
Light color				-		
Dimension	Diameter	-	-	35.9	mm	最大外形
	Total length	1210.4	1212.0	1213.6	mm	
Weight	-	450	500	g		
Bulb socket	G13			-		
Power supply frequency	50/60 common			Hz		
Power consumption	-	22	27	W	*Note1	
Luminous intensity	270	360	-	Lx	*Note1	
Color temperature	4600	5000	5500	K	*Note1	

*Input voltage AC 100V 60Hz

*Note.1 Illuminant measurement method : Measured 1m throw in dark room (Ta=25°C)

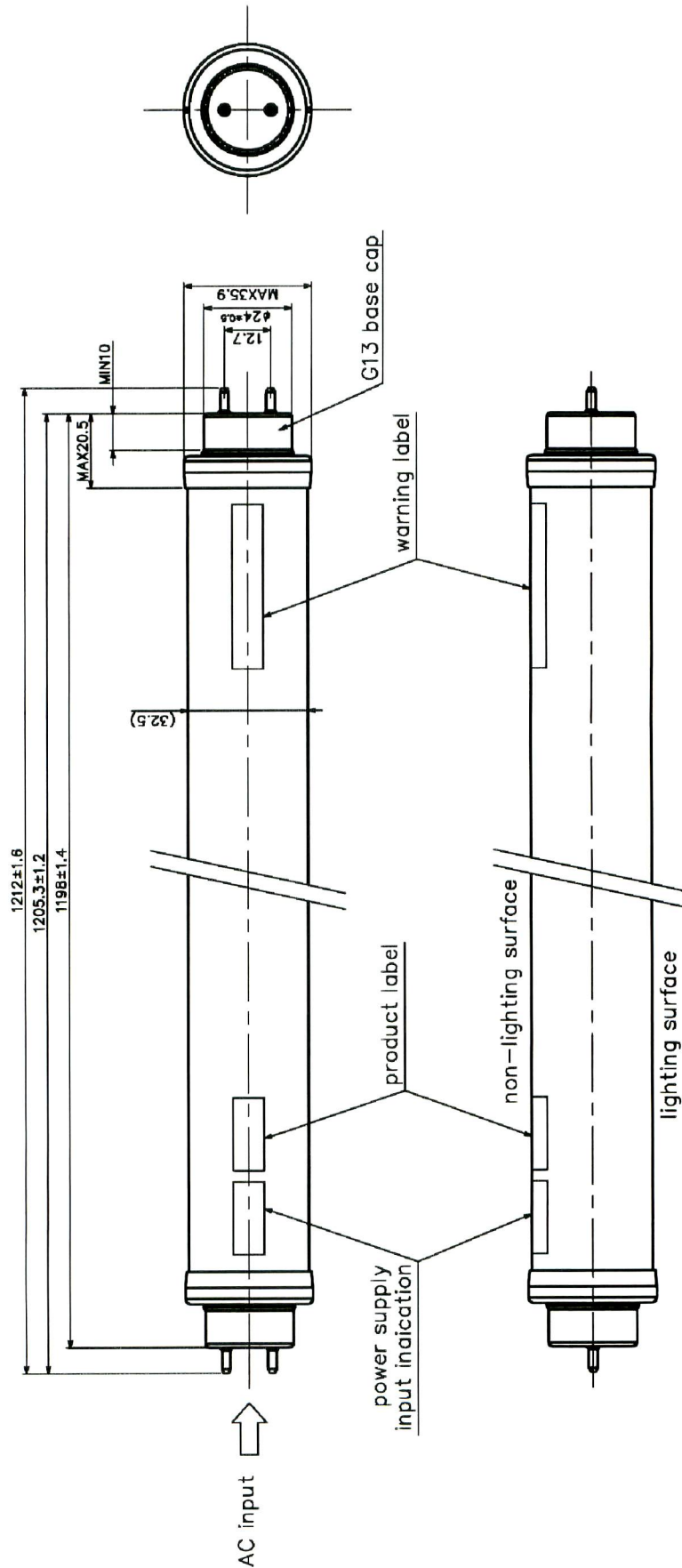


Measurement Equipment	
Power Supply	KIKUSUI AC Power Supply PCR500M
Color illuminance meter	YOKOGAWA color illuminan meter 520-05
Power consumption meter	HIOKI Power HiTESTER 3333

* Performance and accuracy of the measurement equipments are to be equal

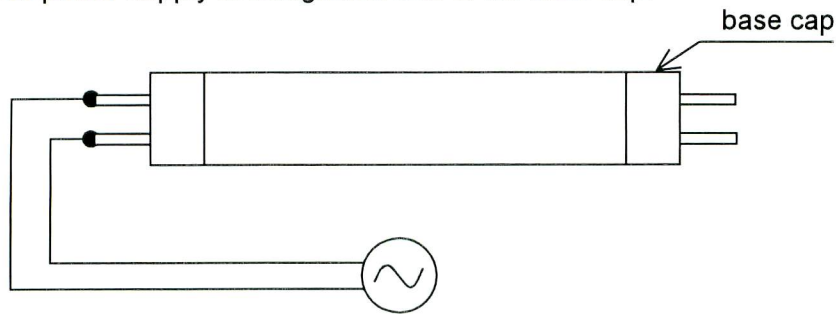
DESIGN	CHECK	APPROVAL	DATE:2010/06/28	SPECIFICATION No. S L T G 0 2 0 2 E
<i>Y. Nagai</i>	<i>H. Osawa</i>	<i>T. Doi</i>	REV. A	ROHM Co.,Ltd.

5. Structure (units:mm)



6. WIRING CONFIGURATION

Connect AC power supply to designated side of the base cap.



⚠ WARNING

- Do not cover the lamp with cloth or paper. Keep burnable staff away from the lamp. (Risk of Fire)
- Do not use the lamp with bulb fixture, emergency sign, emergency exit light, Mercury light fixture, ballast and inverter for fluorescent lamp. Risk of damage or fire. (Risk of damage, smoke, ballust fonction.)
- Disconnect electrical power supply, before installing or servicing the lamp. (Risk of Electric shock.)

⚠ CAUTION

- Do not use the lamp at the wet or high. humidity condition.(Risk of damage)
- Do not hit, damage or press too hard the lamp.(Risk of damage, injury)
- Do not touch the lamp while lighting or right after turning off. (Risk of burn)
- Install the lamp properly to holders. (Risk of fall down)

⚠ PRECAUTION FOR USE

- Do not modify the lamps. In case it was modified, it will be out of guarantee.
- Donot use the lamp with enclosed or semi-enclosed fixtures. It may result in life time reduction for temperature increase.
- Do not touch with wet hand. Risk of electric shock or failure.
- Lamp service has to be done after switch off.
- LED has distribution in colour and brightness; Colour and brightness may be different by LED lamps.
- The lamp may not be used with fixtures equipped with motion sensor automatic dimmer and delay stop function.
- Do not stare the lamp for a long time, Risk of damaging eyes.