

- 1
- 2
- 3
- 4
- 5
- 6
- 7
- 8
- 9
- 10
- 11
- 12
- 13
- 14
- 15
- 16
- 17
- 18

MATERIAL

High-resilience polyamide based (PA) technopolymer, black colour, matte finish.

ROTATING PIN

AISI 303 stainless steel.

STANDARD EXECUTION

Pass-through holes for cylindrical head screws.

ROTATION ANGLE (APPROXIMATE VALUE)

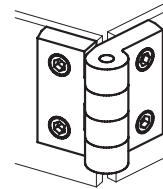
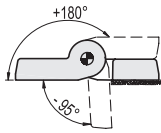
Max 275° (-95° and +180° being 0° the condition where the two interconnected surfaces are on the same plane).

Do not exceed the rotation angle limit so as not to prejudice the hinge mechanical performance.

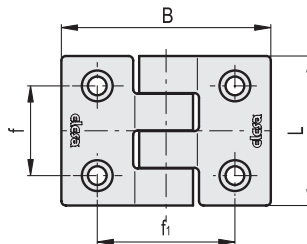
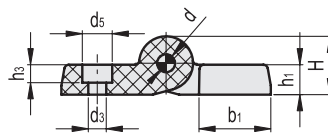
To choose the convenient type and the right number of hinges for your application, see the Guidelines (see page 1448).



FM design



Resistance tests					
AXIAL STRESS		RADIAL STRESS		90° ANGLED STRESS	
Maximum working load Ea [N]	Load at breakage Ra [N]	Maximum working load Ea [N]	Load at breakage Ra [N]	Maximum working load Ea [N]	Load at breakage Ra [N]
200	2440	380	3830	190	1950



Conversion Table 1 mm = 0.039 inch			
L		d5	
mm	inch	mm	inch
50	1.97	10	0.39
		13	0.51

METRIC

Code	Description	L	B	f _{±0.25}	f _{1±0.25}	H	h ₁	h ₃	b ₁	d	d ₃	d ₅	C# [Nm]	⚠
424021	CFH.50 CH-6	50	69.5	30	45.5	19.5	10	6.5	24	6	6.5	10	3	46
424031	CFH.50 CH-8	50	69.5	30	45.5	19.5	10	4.5	24	6	8.5	13	3	42