


Number of contacts

6-64



Tape & Reel packaging



SMC low-profile male header, angled solder pins

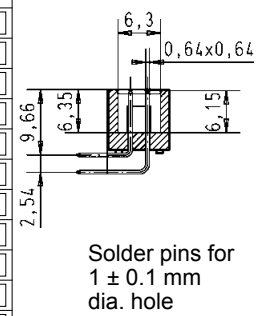
Identification	No. of contacts	Part number	Drawing	Dimensions in mm
----------------	-----------------	-------------	---------	------------------

SMC male header with angled solder pins

Length: 2.9 mm
 Colour: Beige
 Packaging: Carton

6	09 19 506	┘ 323
10	09 19 510	┘ 323
14	09 19 514	┘ 323
16	09 19 516	┘ 323
20	09 19 520	┘ 323
26	09 19 526	┘ 323
30	09 19 530	┘ 323
34	09 19 534	┘ 323
40	09 19 540	┘ 323
50	09 19 550	┘ 323
60	09 19 560	┘ 323
64	09 19 564	┘ 323

No. of contacts	A	B	E
6	15.2	12.78	2.54 x 2 = 5.08
10	20.3	17.86	2.54 x 4 = 10.16
14	25.4	22.94	2.54 x 6 = 15.24
16	27.9	25.48	2.54 x 7 = 17.78
20	33.0	30.56	2.54 x 9 = 22.86
26	40.6	38.18	2.54 x 12 = 30.48
30	45.72	43.26	2.54 x 14 = 35.56
34	50.8	48.34	2.54 x 16 = 40.64
40	58.4	55.96	2.54 x 19 = 48.26
50	71.3	68.66	2.54 x 24 = 60.96
60	84.0	81.36	2.54 x 29 = 73.66
64	89.1	86.44	2.54 x 31 = 78.74



Solder pins for 1 ± 0.1 mm dia. hole

Colour: Beige
 Packaging: Tape & Reel

Vacuum plate for pick & place process

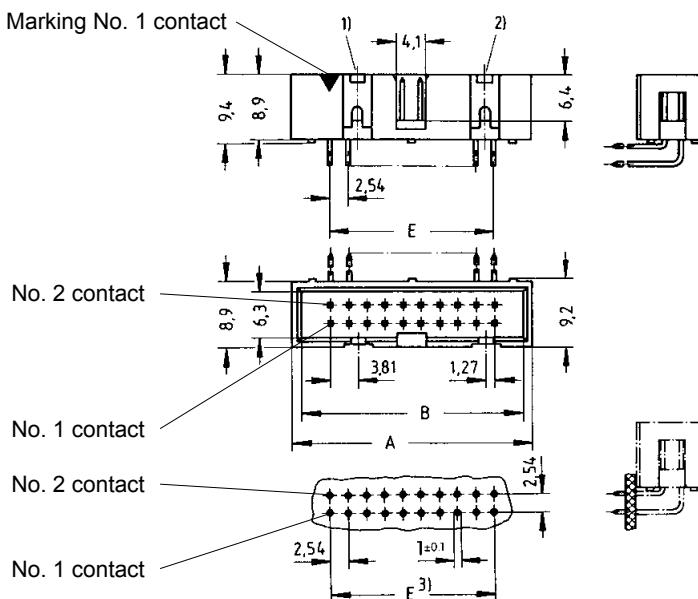
6	09 19 506	┘ 323 740
10	09 19 510	┘ 323 740
14	09 19 514	┘ 323 740
16	09 19 516	┘ 323 740
20	09 19 520	┘ 323 740
26	09 19 526	┘ 323 740
30	09 19 530	┘ 323 740
34	09 19 534	┘ 323 740
40	09 19 540	┘ 323 740

Colour: Black
 Packaging: Tape & Reel

Vacuum plate for pick & place process

6	09 19 506	┘ 323 741
10	09 19 510	┘ 323 741
14	09 19 514	┘ 323 741
16	09 19 516	┘ 323 741
20	09 19 520	┘ 323 741
26	09 19 526	┘ 323 741
30	09 19 530	┘ 323 741
34	09 19 534	┘ 323 741
40	09 19 540	┘ 323 741

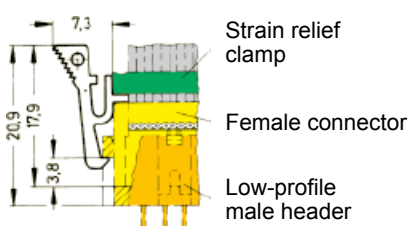
For performance level 3 please specify digit 7
 For performance level 2 please specify digit 6
 S4 = 0.76 µm (30 µinch) Au or PdNi equivalent



Identification	Part number	Drawing	Dimensions in mm
----------------	-------------	---------	------------------

Locking lever for female connector with strain relief in conjunction with low-profile male header

09 18 000 9905⁴⁾



When the security of latching is required and space is a premium, these locking levers can be fitted onto the strain relief of the HARTING female connector.

* Not normally kept in stock

¹⁾ No polarization slot for 6, 10 or 14 way male header
²⁾ No polarization slot for 6 way male header

³⁾ Pitch tolerance: ± 0.1
⁴⁾ Order 2 per female connector