

BR800 - BR810

PRV : 50 - 1000 Volts

Io : 8.0 Amperes

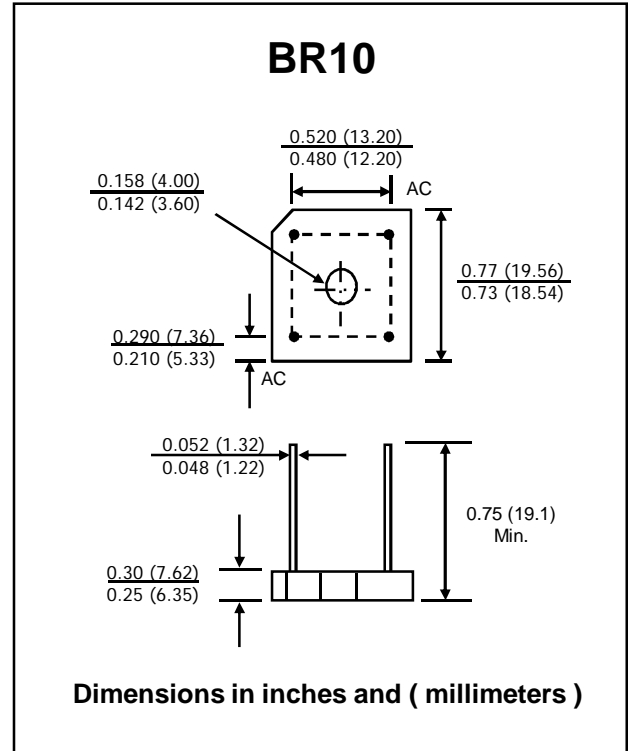
FEATURES :

- * High current capability
- * High surge current capability
- * High reliability
- * Low reverse current
- * Low forward voltage drop
- * Rated isolation-voltage 2000 V_{AC}
- * Ideal for printed circuit board
- * **Pb / RoHS Free**

MECHANICAL DATA :

- * Case : Reliable low cost construction utilizing molded plastic technique
- * Epoxy : UL94V-0 rate flame retardant
- * Lead : Axial lead solderable per MIL - STD 202 , Method 208 guaranteed
- * Polarity : Polarity symbols marked on case
- * Mounting position : Any
- * Weight : 6.1 grams

SILICON BRIDGE RECTIFIERS



MAXIMUM RATINGS AND ELECTRICAL CHARACTERISTICS

Rating at 25 °C ambient temperature unless otherwise specified.

Single phase, half wave, 60 Hz, resistive or inductive load.

For capacitive load, derate current by 20%.

| RATING | SYMBOL | BR800 | BR801 | BR802 | BR804 | BR806 | BR808 | BR810 | UNIT |
|--|--------------------|---------------|-------|-------|-------|-------|-------|-------|------------------|
| Maximum Recurrent Peak Reverse Voltage | V _{RRM} | 50 | 100 | 200 | 400 | 600 | 800 | 1000 | V |
| Maximum RMS Voltage | V _{RMS} | 35 | 70 | 140 | 280 | 420 | 560 | 700 | V |
| Maximum DC Blocking Voltage | V _{DC} | 50 | 100 | 200 | 400 | 600 | 800 | 1000 | V |
| Maximum Average Forward Current T _C =50°C | I _{F(AV)} | 8.0 | | | | | | | A |
| Peak Forward Surge Current Single half sine wave Superimposed on rated load (JEDEC Method) | I _{FSM} | 300 | | | | | | | A |
| Current Squared Time at t < 8.3 ms. | I ² t | 160 | | | | | | | A ² S |
| Maximum Forward Voltage per Diode at I _F = 4.0 A | V _F | 1.0 | | | | | | | V |
| Maximum DC Reverse Current Ta = 25 °C at Rated DC Blocking Voltage Ta = 100 °C | I _R | 10 | | | | | | | μA |
| | I _{R(H)} | 200 | | | | | | | μA |
| Typical Thermal Resistance (Note 1) | R _{θJC} | 2.5 | | | | | | | °C/W |
| Operating Junction Temperature Range | T _J | - 40 to + 150 | | | | | | | °C |
| Storage Temperature Range | T _{STG} | - 40 to + 150 | | | | | | | °C |

Notes :

1. Thermal Resistance from junction to case with units mounted on a 3.2" x 3.2" x 0.12" THK (8.2cm.x 8.2cm.x 0.3cm.) Al. Plate. heatsink.

RATING AND CHARACTERISTIC CURVES (BR800 - BR810)

FIG.1 - DERATING CURVE FOR OUTPUT RECTIFIED CURRENT

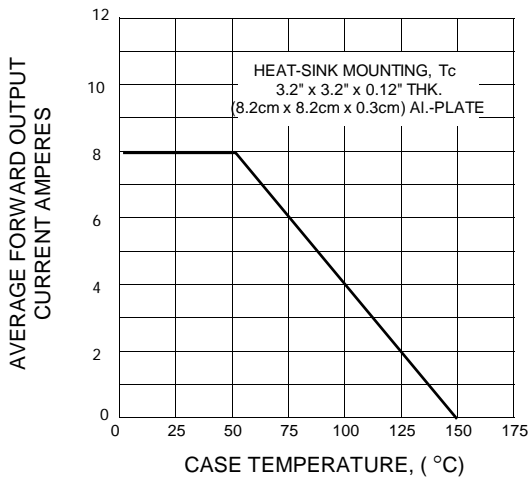


FIG.2 - MAXIMUM NON-REPETITIVE PEAK FORWARD SURGE CURRENT

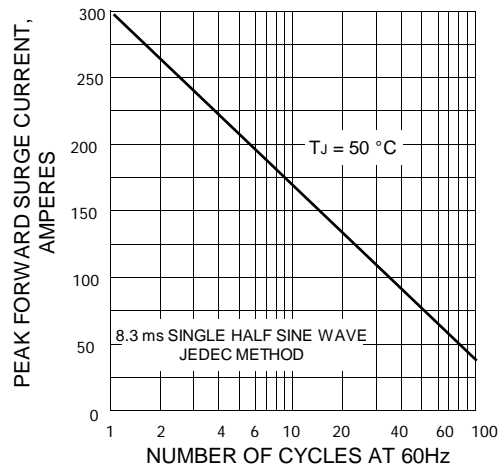


FIG.3 - TYPICAL FORWARD CHARACTERISTICS PER DIODE

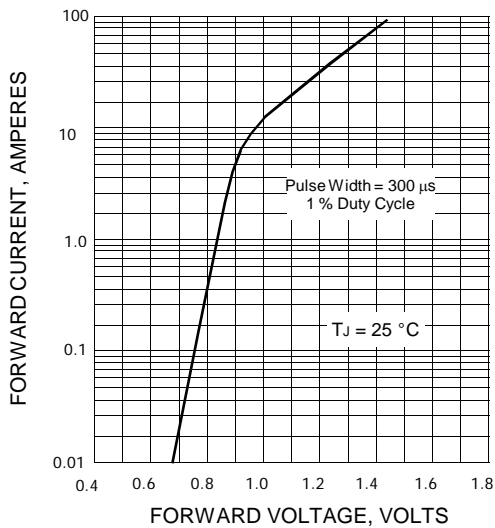


FIG.4 - TYPICAL REVERSE CHARACTERISTICS PER DIODE

