


# KAC SERIES DIP SWITCH

ANTI-VANDAL SWITCHES  
 DETECTOR SWITCHES  
 DIP SWITCHES  
 KEYLOCK SWITCHES  
 NAVIGATION SWITCHES  
 PUSHBUTTON SWITCHES  
 ROCKER SWITCHES  
 ROTARY SWITCHES  
 SLIDE SWITCHES  
 SNAP ACTION SWITCHES  
 TACTILE SWITCHES  
 TOGGLE SWITCHES  
 CAP OPTIONS



## APPLICATIONS / MARKETS



**RoHS**

## SPECIFICATIONS

**Electrical Rating:** 100mA @ 50VDC Non-Switching  
 25mA @ 24VDC Switching  
**Life Expectancy:** 2,000 Cycles  
**Contact Resistance:** 100mΩ Max.  
**Insulation Resistance:** 100 MΩ Min. at 500VDC  
**Dielectric Strength:** 100VAC for 1 min.  
**Operating Temperature:** -20°C to 85°C  
**Storage Temperature:** -40°C to 85°C  
**Travel:** 20 degrees nominal  
**Contact Arrangement:** SPST each position

## FEATURES & BENEFITS

- Splayed or gullwing termination options
- Packaging options include Tube or Tape & Reel
- Up to 10 positions
- Gold contacts
- Switches are supplied in "OFF" position

## PART NUMBER CONFIGURATOR

Series	No. of Positions	Actuator	Termination	Contact Material	Packaging
<input type="text" value="K"/> <input type="text" value="A"/> <input type="text" value="C"/>	<input type="text" value="02"/> <input type="text" value="04"/> <input type="text" value="06"/> <input type="text" value="08"/> <input type="text" value="10"/>	<input type="text" value="L"/>	<input type="text" value="A"/> <input type="text" value="G"/>	<input type="text" value="G"/>	<input type="text" value="T"/> <input type="text" value="R"/>
KAC	02 - 2 positions 04 - 4 positions 06 - 6 positions 08 - 8 positions 10 - 10 positions	L - Extended	A - Splayed G - Gullwing	G - Gold	T - Tube R - Tape & Reel

*Specifications subject to change without notice*



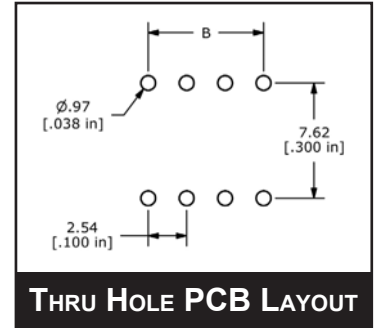
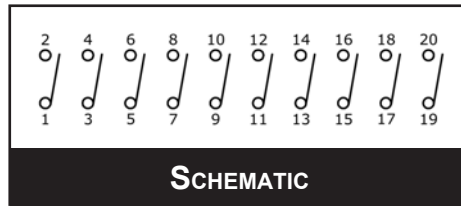
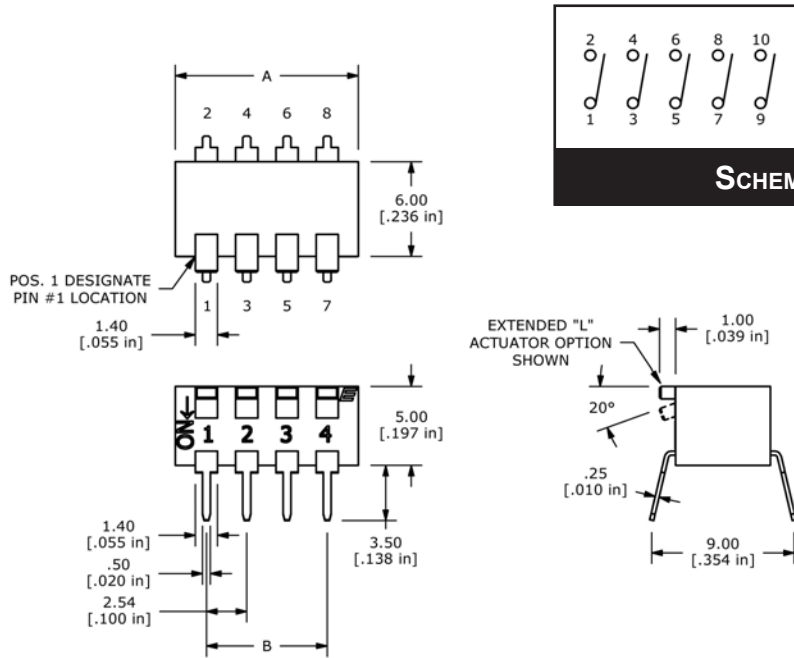
**E-SWITCH®**

www.e-switch.com

800.867.2717

2

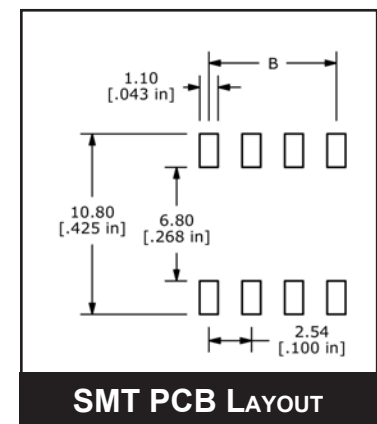
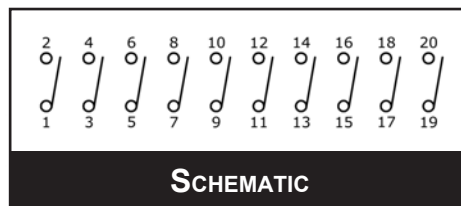
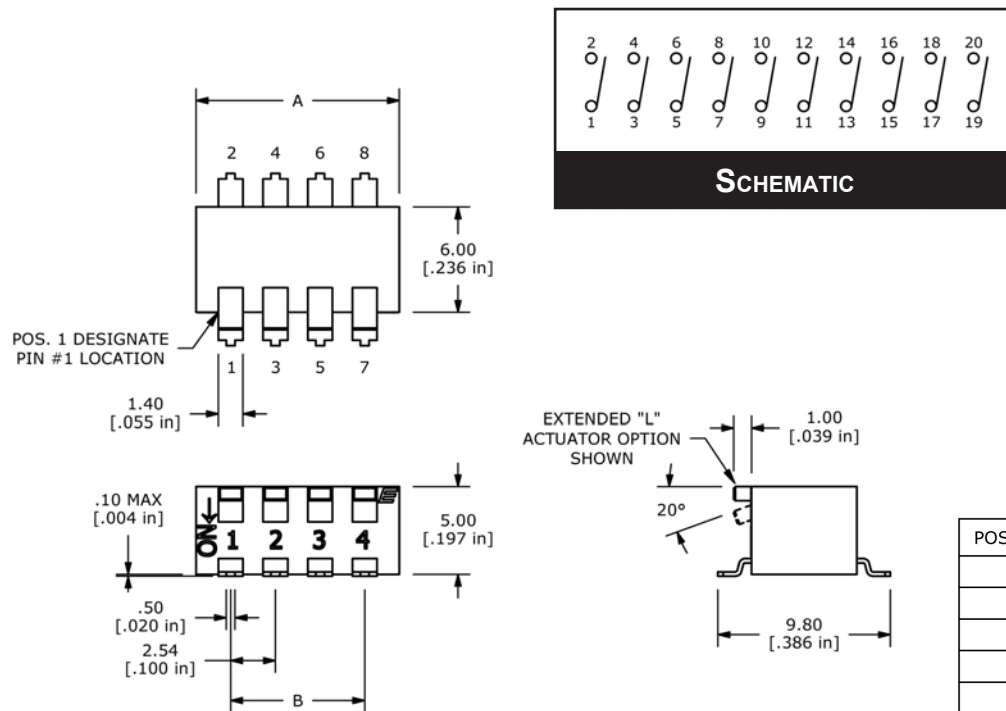
## SPLAYED PIN TERMINALS



POSITIONS	DIM A	DIM B
2	6.48 [.255 in]	2.54 [.100 in]
4	11.56 [.455 in]	7.62 [.300 in]
6	16.64 [.655 in]	12.70 [.500 in]
8	21.72 [.855 in]	17.78 [.700 in]
10	26.80 [1.055 in]	22.86 [.900 in]

**POSITION CHART**

## GULLWING TERMINALS



POSITIONS	DIM A	DIM B
2	6.48 [.255 in]	2.54 [.100 in]
4	11.56 [.455 in]	7.62 [.300 in]
6	16.64 [.655 in]	12.70 [.500 in]
8	21.72 [.855 in]	17.78 [.700 in]
10	26.80 [1.055 in]	22.86 [.900 in]

**POSITION CHART**



ANTI-VANDAL SWITCHES  
 DETECTOR SWITCHES  
 DIP SWITCHES  
 KEYLOCK SWITCHES  
 NAVIGATION SWITCHES  
 PUSHBUTTON SWITCHES  
 ROCKER SWITCHES  
 ROTARY SWITCHES  
 SLIDE SWITCHES  
 SNAP ACTION SWITCHES  
 TACTILE SWITCHES  
 TOGGLE SWITCHES  
 CAP OPTIONS