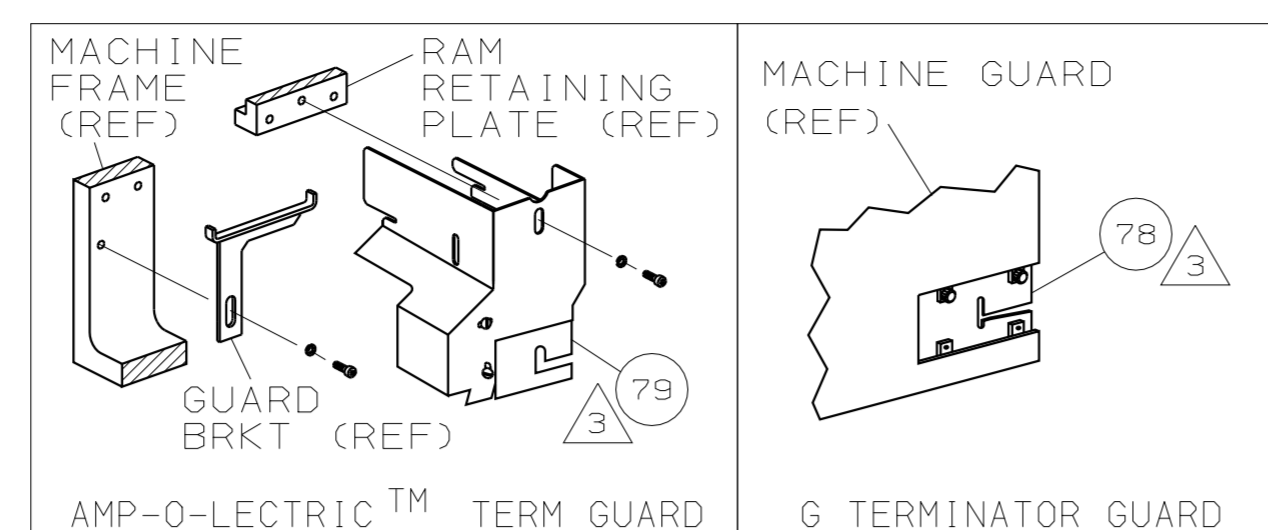
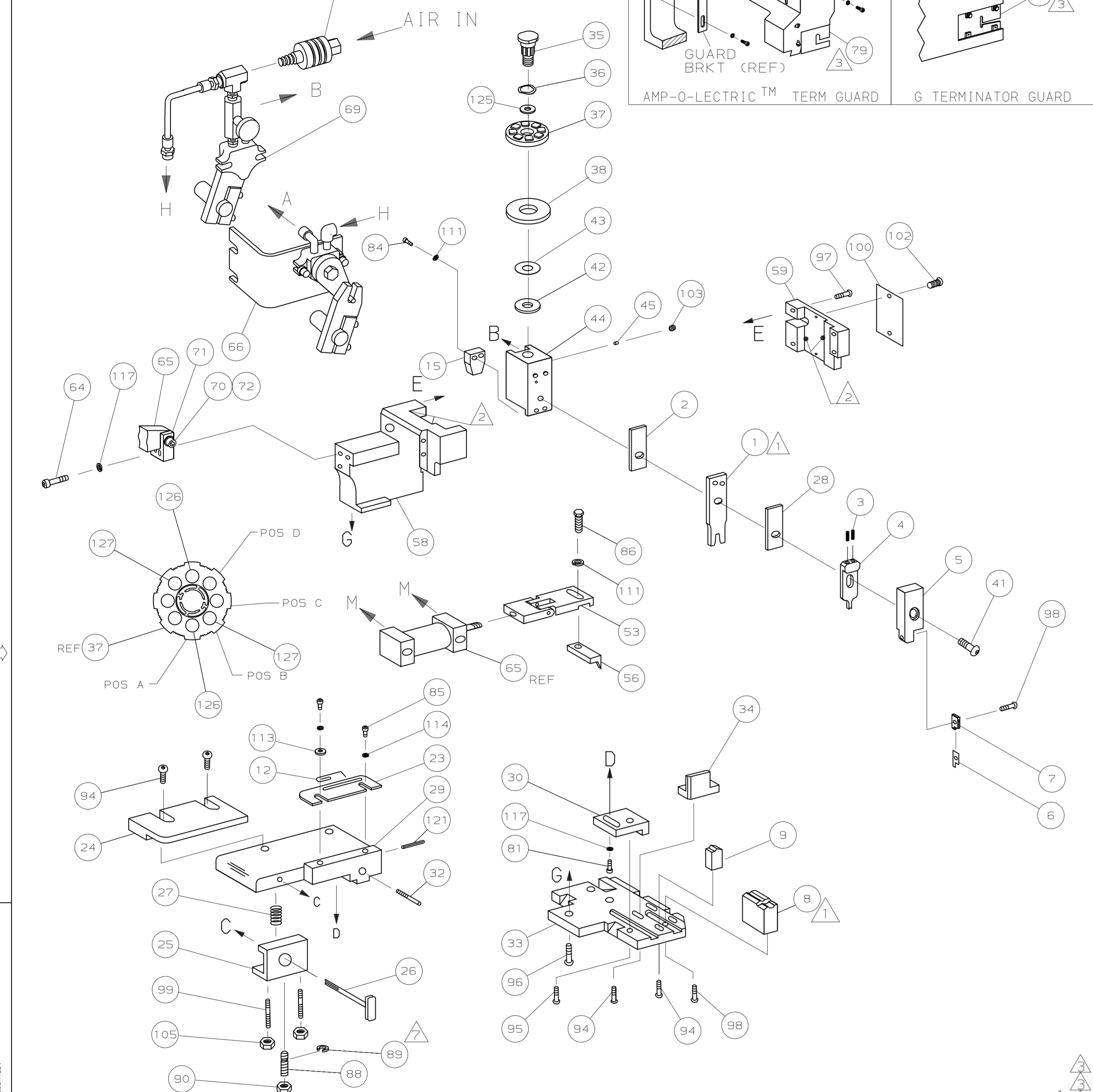


PART NUMBER	REV	FIRST USED
1852150-1	A	122500-1
1852150-2	A	565435-5
1852150-3	A	354500-1



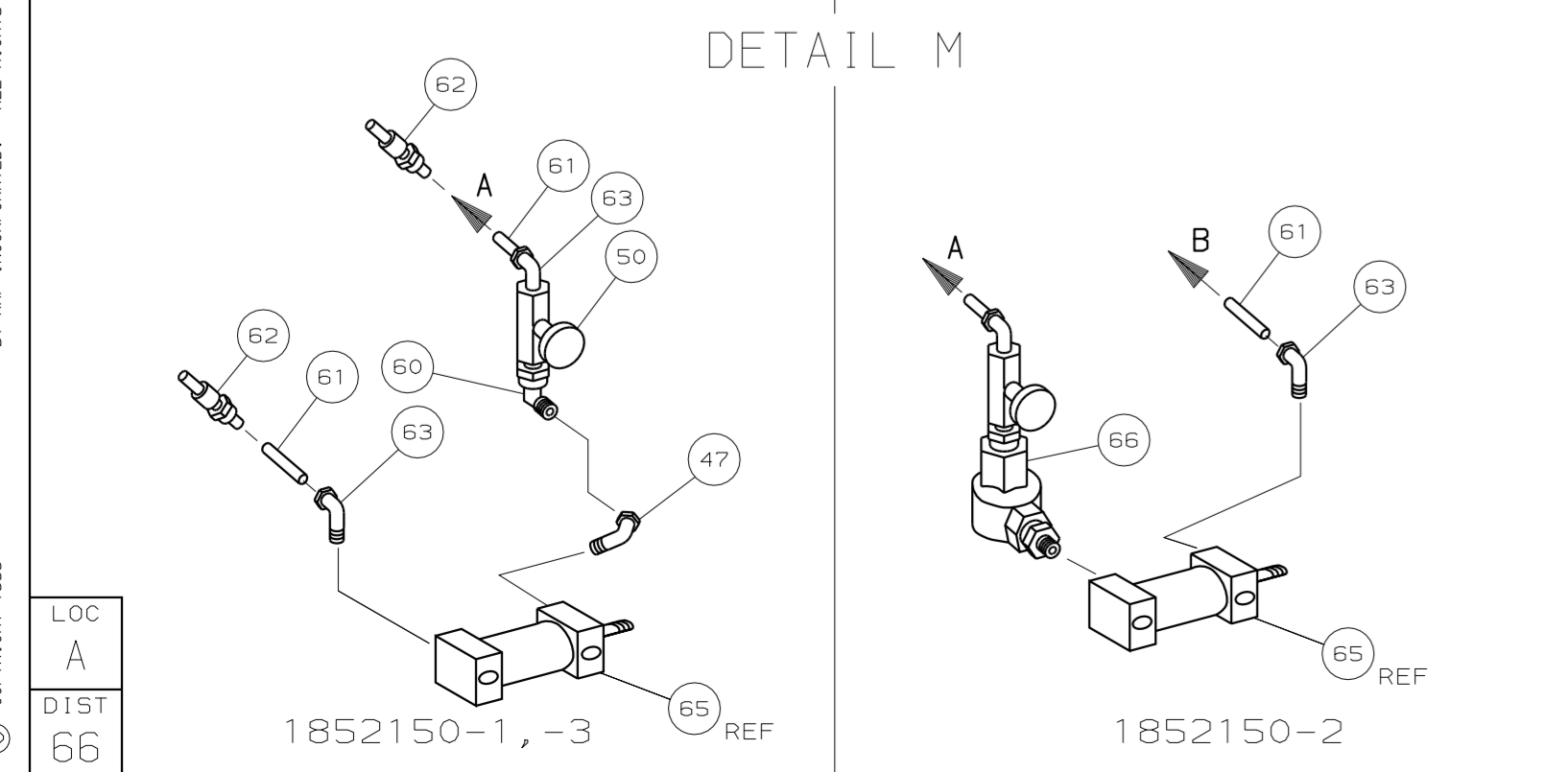
TERMINAL NAME: TUBULAR END-SLEEVE W/PLASTIC SLEEVE			
CRIMPING DATA			
PAD LTR	CRIMP HEIGHT	WIRE SIZE	
A	.038 ±.002 [0.97 ±0.05mm]	1.0mm ²	
B	.035 ±.002 [0.89 ±0.05mm]	18	
C	NOT	USED	
D	NOT	USED	
CRIMP	SIZE	TYPE	RANGE
WIRE	.070 [1.78mm]	F	18 OR 1.0mm ²
INSUL	-	-	φ.090 MAX
WIRE STRIP LENGTH	TERM APPL SPEC	FEED	APPL INSTRUCTION
5mm	NONE	4.2mm	408-8040
SET UP GAGE	LAYOUT		
458637-1	L2651		

LEADMAKER		AIR FEED	
-1	BENCH MODEL K	AIR FEED	
-2	BENCH MODEL G	AIR FEED	



QTY	REQD	PER	ASSY	PART NO	DESCRIPTION	ITEM NO		
129								
128								
2	2	2	-	C	1-354779-6	PIN, WIRE DISC (.3070)B	127	
2	2	2	-	C	1-354779-2	PIN, WIRE DISC (.3050)A	126	
1	1	1	-	A	986950-1	WASHER, FLAT PRECISION	125	
1	1	1	-	A	217238-1	GENERAL INSTRUCTION PACKAGE	124	
1	1	1	-	-	4088040	SF APPL INST 408-8040	123	
							122	
1	1	1	-	A	4-21028-0	PIN,SLT SPR(φ.093x.75)ST GDE PL	121	
							120	
							119	
							118	
3	3	3	-	A	21024-5	WASHER, LOCK (#10)ADJ BLOCK	117	
							116	
							115	
2	2	2	-	A	21024-2	WASHER,LOCK (#4)FRONT STP GUIDE	114	
1	1	1	-	A	21055-4	WASHER,FLAT (#4)FRONT STP GUIDE	113	
							112	
3	3	3	-	A	21024-4	WASHER,LOCK (#8)	111	
							110	
							109	
							108	
							107	
							106	
2	2	2	-	A	21021-4	NUT, SELF LOCK(10-32)DRAG	105	
							104	
1	1	1	-	A	21009-2	SCR,SKT SET(1/4-20x.25 LW)RAM	103	
2	2	2	-	A	21017-2	SCR,DRIVE (#2x.19) ID PLATE	102	
							101	
1	1	1	-	B	461264-1	PLATE, IDENTIFICATION	100	
2	2	2	-	A	5-21006-9	STUD (10-32x1.25) DRAG	99	
2	2	2	-	A	22733-8	SCR,BHC (8-32x.38 LW)ANVIL	98	
4	4	4	-	A	2-21002-9	SCR,BHC (10-32x.75)CAP	97	
3	3	3	-	A	2-22733-8	SCR,BHC (1/4-20x.62)HSG	96	
1	1	1	-	A	2-21002-7	SCR,BHC (10-32x.50)SG ADJ BLK	95	
6	6	6	-	A	2-21002-2	SCR,BHC (8-32x.50)TERM H DWN	94	
							93	
							92	
							91	
1	1	1	-	A	22202-1	NUT, JAM, 1/4-20	90	
1	1	1	-	A	1-21986-3	CLIP, E-RING	89	
1	1	1	-	A	1490895-1	SCR,SKT SET(1/4-20x.75)MOD	88	
							87	
1	1	1	-	A	2-22603-1	SCR,HEX HD(8-32x.38)FEED FINGER	86	
2	2	2	-	A	1-21000-4	SCR,SHC (4-40x.38)F ST GUIDE	85	
2	2	2	-	A	2-21000-6	SCR,SHC (8-32x.38)HOLD DOWN	84	
							83	
							82	
1	1	1	-	A	3-21000-4	SCR,SHC (10-32x.38)SG ADJ BL	81	
							80	
-	1	-	-	B	462992-7	GUARD ASSY	79	
REF	-	-	-	B	679532-1	INSERT, GUARD	78	
-	-	1	-	A2	662516-4	WIRE FUNNEL ASSEMBLY	77	
							76	
							75	
							74	
							73	
1	1	1	-	A	3-21000-5	SCR,SHC (3/8-16x1.00)	72	
1	1	1	-	B	459610-3	MOUNT, FEED BRACKET	71	
QTY	REQD	PER	ASSY	U/M	DWG SIZE	PART NO	DESCRIPTION	ITEM NO

QTY	REQD	PER	ASSY	PART NO	DESCRIPTION	ITEM NO	
1	1	1	-	A	21024-8	WASHER, LOCK(3/8)	70
-	1	-	-	C	455350-1	AIR BLAST ASSY	69
							68
-	1	-	-	A	24042-2	VALVE, SHUT OFF	67
-	1	-	-	C	692655-1	AIR FEED VALVE ASSY	66
1	1	1	-	C	461065-4	AIR FEED ASSY (1 INCH)	65
2	2	2	-	A	3-21000-9	SCR,SHC (10-32x1.00)AIR ASSY	64
2	-	2	-	A	980285-2	ELBOW, 1/8 NPT - 1/4 T	63
2	-	2	-	A	23238-1	QUICK DISCONNECT	62
42.00	21.00	42.00	IN	A	27319-4	TUBING, POLY-FLO φ.25	61
1	1	1	-	A	22306-3	ELBOW, SWIVEL 1/8 NPT - 1/4 T	60
1	1	1	-	C	454220-1	CAP, RAM	59
1	1	1	-	D	454485-1	HOUSING	58
							57
1	1	1	-	B	690542-2	PAWL, FEED	56
							55
							54
1	1	1	-	B	461062-1	FEED FINGER ASSY	53
							52
							51
1	REF	1	-	A	23054-1	VALVE, FLOW CONTROL	50
							49
							48
1	REF	1	-	A	22304-1	NIPPLE, HEX 1/8 NPT	47
							46
1	1	1	-	A	690191-1	PLUG, NYLON	45
1	1	1	-	C	455673-2	RAM	44
1	1	1	-	A	690125-1	WASHER, LAMINATED	43
1	1	1	-	A	690124-1	WASHER, RAM	42
1	1	1	-	A	7-21002-9	BOLT, CRIMPER (5/16x1.00)	41
							40
							39
1	1	1	-	A	690223-2	SPACER, INSULATION DISC	38
1	1	1	-	D	354777-1	WIRE DISC	37
1	1	1	-	A	22480-5	WASHER, SPRING	36
1	1	1	-	B	690212-1	POST, RAM	35
1	1	1	-	B	2-690786-5	SUPPORT, TERMINAL	34
1	1	1	-	D	1-455675-0	PLATE, BASE	33
1	1	1	-	A	690432-3	SCREW, ADJUSTMENT	32
							31
							30
1	1	1	-	B	455689-1	BLOCK, STRIP GUIDE ADJ	30
1	1	1	-	C	356724-1	PLATE, STRIP GUIDE	29
1	1	1	-	C	1-455888-8	SPACER, CRIMPER	28
1	1	1	-	A	22282-1	SPRING, DRAG	27
1	1	1	-	B	454175-2	LEVER, DRAG RELEASE	26
1	1	1	-	B	662151-1	DRAG	25
1	1	1	-	D	2-690440-7	GUIDE, STRIP (REAR)	24
1	1	1	-	A	1-690487-3	GUIDE, STRIP (FRONT)	23
							22
							21
							20
							19
							18
							17
							16
1	1	1	-	A	3-690518-2	DEPRESSOR, SHEAR (REAR)	15
							14
							13
1	1	1	-	A	356753-1	SPRING, ANTI BACK-UP	12
							11
							10
1	1	1	-	C	662150-2	RAMP	9
1	1	1	-	C	1633019-1	ANVIL	8
1	1	1	-	A3	662508-1	HOLDER, BLADE	7
1	1	1	-	C	662115-1	BLADE, SHEAR	6
1	1	1	-	C	662113-2	CAP, DEPRESSOR	5
1	1	1	-	C	662114-2	DEPRESSOR, TERMINAL	4
2	2	2	-	C	22278-7	SPRING	3
1	1	1	-	C	1-455888-4	SPACER, CRIMPER	2
1	1	1	-	C	1-462808-4	CRIMPER, WIRE	1



- 1 RECOMMENDED SPARE PARTS.
- 2 GREASE LIGHTLY.
- 3 GUARD MUST BE IN PLACE WHEN OPERATING APPLICATOR IN A BENCH MACHINE.
- 4 SEE DRAWING FOR COMPONENTS.
- 5 ITEM NOT SHOWN ON ASSEMBLY.
- 6 CRIMP HEIGHT FOR TERMINAL 1241002-1 INSULATION φ.110 MAX.
- 7 THREAD ITEM 88 INTO ITEM 25 AND INSERT ITEM 89 ONTO ITEM 88.

THIS DRAWING IS A CONTROLLED DOCUMENT.

THIS DRAWING IS UNCLASSIFIED FOR PUBLICATION BY AMP INCORPORATED. ALL RIGHTS RESERVED. © COPYRIGHT 1999

LOC A
DIST 66

REVISION OF EACH ASSY NO (WHEN BLANK, USE DWG REVISION)

QTY	REQD	PER	ASSY	U/M	DWG SIZE	PART NO	DESCRIPTION	ITEM NO
-3	-2	-1	-	U/M	DWG SIZE	PART NO	DESCRIPTION	ITEM NO

DIMENSIONS IN INCHES. DO NOT SCALE PRINT. TOLERANCES UNLESS OTHERWISE SPECIFIED:
 2 PLC DEC ±.25
 3 PLC DEC ±.
 4 PLC DEC ±.
 ANGLES ±.
 SURF TEXTURE: ✓
 REMOVE BURRS, BREAK SHARP EDGES R.015 MAX

MATL - HT TR - FIN -

DR R.O.WILSON 23NOV05 APP 30NOV05 T.ELBIN
 CHK R.O.WILSON 23NOV05 REL -
 NAME SIDE FEED HDM APPLICATOR MACHINE REF MINI APPL
 SCALE - DWG NO 1852150 SHEET 1 OF 1 REV A

CAGE CODE 00779 CUSTOMER AND ASSEMBLY DRAWING RESTRICTED TO