

# GBJ2506~GBJ2510(LS)

## GLASS PASSIVATED BRIDGE RECTIFIERS

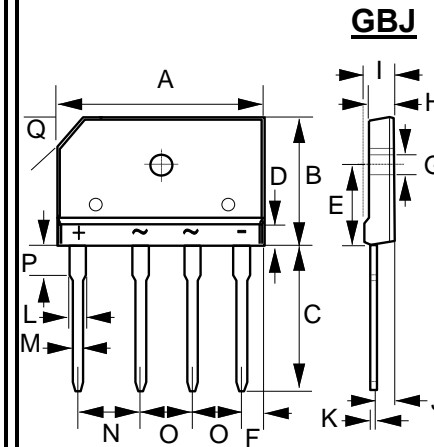
**REVERSE VOLTAGE – 600 to 1000 Volts  
FORWARD CURRENT – 25 Amperes**

### FEATURES

- Rating to 1000V PRV
- Ideal for printed circuit board
- Low forward voltage drop, high current capability.
- UL recognition file # E95060
- **Lead-Free Finish; RoHS Compliant (Notes 1 & 2)**
- **Halogen and Antimony Free. "Green" Device (Note 3)**

### MECHANICAL DATA

- Package: GBJ
- Package Material: Plastic material, UL flammability classification 94V-0
- Component in accordance to RoHs 2002/95/EC
- Polarity indicator: Symbol molded on body
- Weight: 6.82 grams (Approximate)



GBJ		
DIM	MIN	MAX
A	29.70	30.30
B	19.70	20.30
C	17.00	18.00
D	4.70	4.90
E	10.80	11.20
F	2.30	2.70
G	3.10Ø	3.40Ø
H	3.40	3.80
I	4.40	4.80
J	2.50	2.90
K	0.60	0.80
L	2.00	2.40
M	0.90	1.10
N	9.80	10.20
O	7.30	7.70
P	3.80	4.20
Q	(3.0) x 45°	
All dimension in millimeter		

## MAXIMUM RATINGS AND ELECTRICAL CHARACTERISTICS

Ratings at 25°C ambient temperature unless otherwise specified.

### ABSOLUTE RATINGS

PARAMETER	SYMBOL	GBJ2506	GBJ2508	GBJ2510	UNIT
Device marking code	Note	GBJ2506	GBJ2508	GBJ2510	--
Maximum repetitive peak reverse voltage	$V_{RRM}$	600	800	1000	V
Maximum DC blocking voltage	$V_{DC}$	600	800	1000	V
Average rectified output current per device	With heatsink (Note4) Without heatsink		25 4.2		A
Peak forward surge current 8.3ms single half sine-wave superimposed on rated load	@ $T_A=25^\circ\text{C}$		350		A
Peak forward surge current 1ms single half sine-wave superimposed on rated load	@ $T_A=25^\circ\text{C}$		700		A
Mounting Torque (Recommended torque: 0.5 N.m)	TOR		0.8		N.m
$I^2t$ rating for fusing ( $t = 8.3\text{ms}$ )	$I^2t$		510		A <sup>2</sup> S
Operating and storage temperature range	$T_J, T_{STG}$		-55 to +150		°C

### STATIC ELECTRICAL CHARACTERISTICS

PARAMETER	TEST CONDITION	SYMBOL	VALUE	UNIT
Forward voltage	$I_F = 12.5\text{A}$ $T_A = 25^\circ\text{C}$	$V_F$	1.05	V
Leakage current	$V_R$ at rated $T_A = 25^\circ\text{C}$ $T_A = 125^\circ\text{C}$	$I_R$	10 500	uA
Typical junction capacitance (Note 4)		$C_J$	85	pF

### THERMAL CHARACTERISTICS

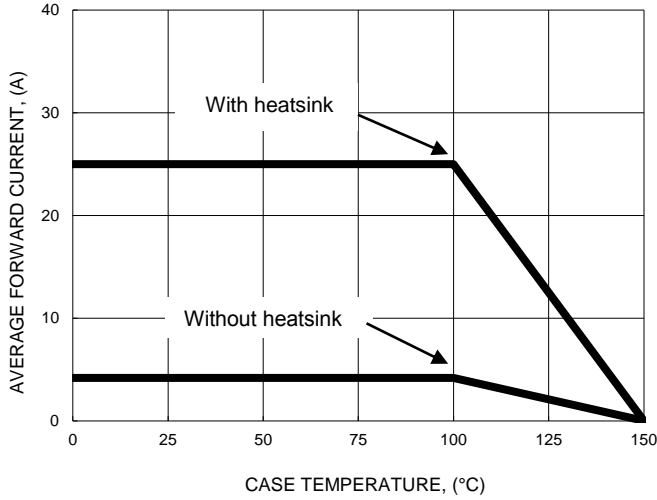
PARAMETER	SYMBOL	TYP.	UNIT
Typical thermal resistance (Note 5)	$R_{thJC}$	1	°C/W
	$R_{thJL}$	1	
	$R_{thJA}$	3	

#### Notes:

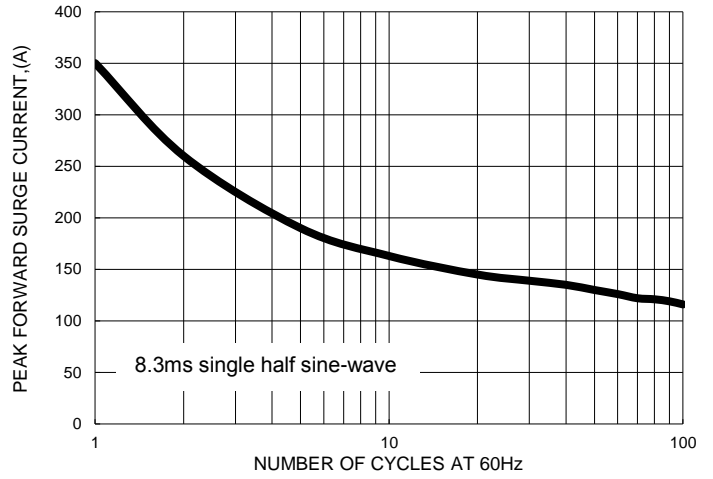
1. EU Directive 2002/95/EC (RoHS), 2011/65/EU (RoHS 2) & 2015/863/EU (RoHS 3) compliant. All applicable RoHS exemptions applied.
2. See <https://www.diodes.com/quality/lead-free/> for more information about Diodes Incorporated's definitions of Halogen- and Antimony-free, "Green" and Lead-free.
3. Halogen- and Antimony-free "Green" products are defined as those which contain <900ppm bromine, <900ppm chlorine (<1500ppm total Br + Cl) and <1000ppm antimony compounds.
4. Measured at 1.0MHz and applied reverse voltage of 4.0V DC.
5. Thermal resistance junction to case, lead and ambient in accordance with JESD-51. Unit mounted on 250mm x 250mm x 20mm Aluminum Plate Heatsink.

**RATING AND CHARACTERISTIC CURVES  
GBJ2506~GBJ2510**

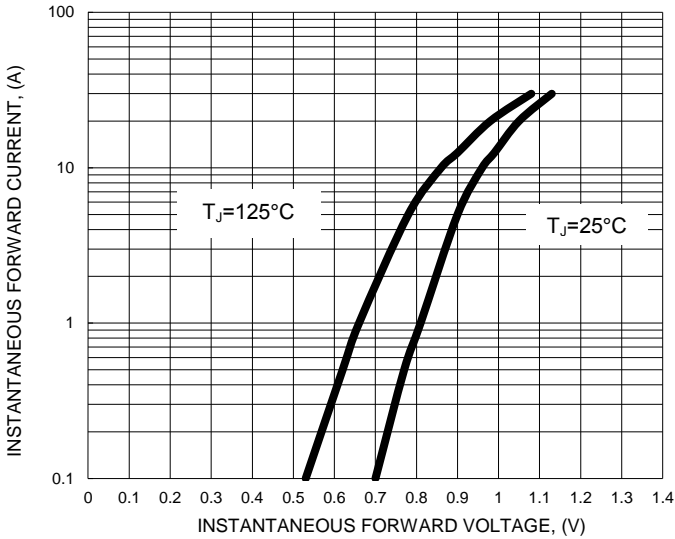
**FIG.1- FORWARD CURRENT DERATING CURVE**



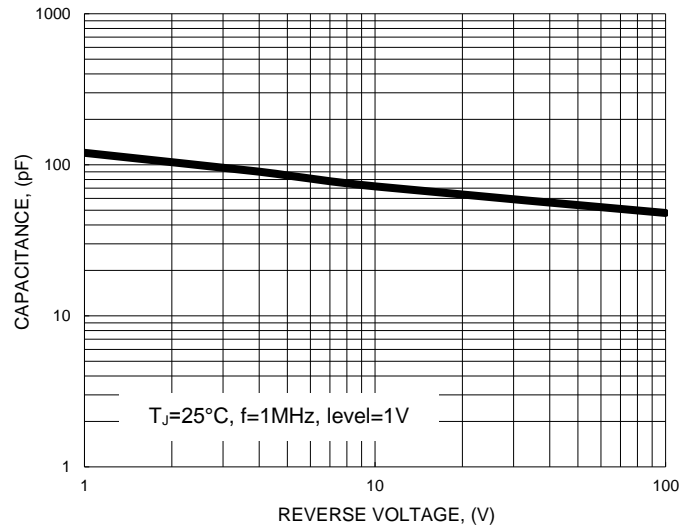
**FIG.2- MAXIMUM NON-REPETITIVE SURGE CURRENT**



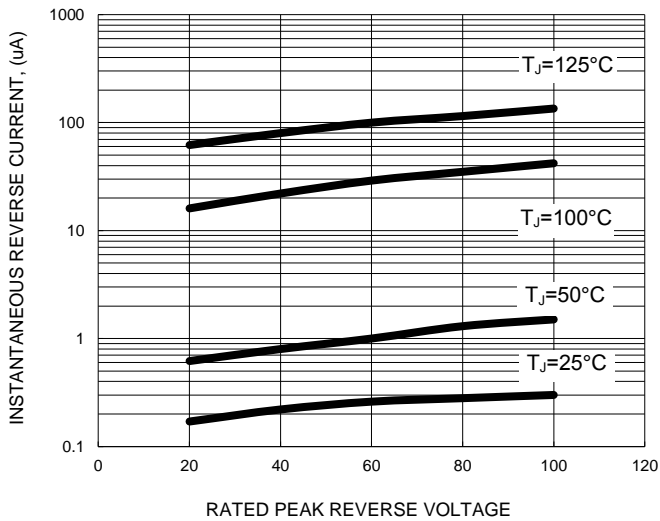
**FIG.3- TYPICAL FORWARD CHARACTERISTICS**



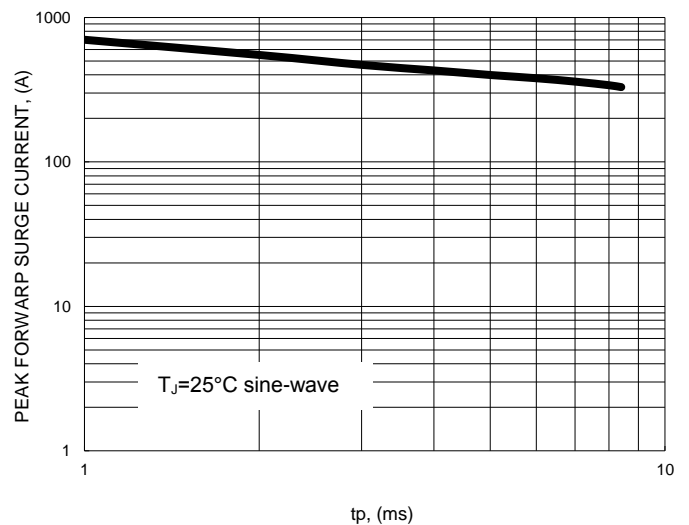
**FIG.4- TYPICAL JUNCTION CAPACITANCE**



**FIG.5- TYPICAL REVERSE CHARACTERISTICS**



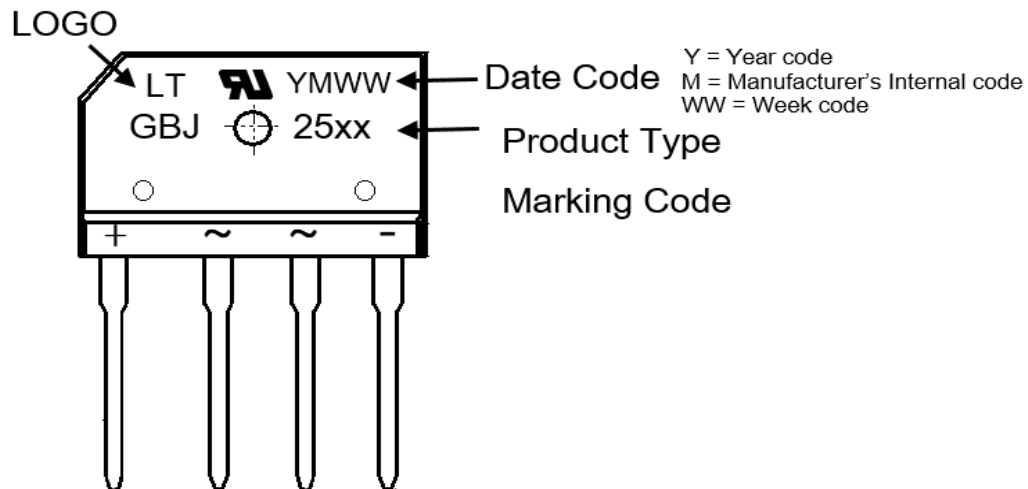
**FIG.6- NON-REPETITIVE SURGE CURRENT**



**Ordering Information:**

Part Number	Package	Packing	
		Qty.	Carrier
GBJ2506_HF	GBJ	15	Tube
GBJ2508_HF	GBJ	15	Tube
GBJ2510_HF	GBJ	15	Tube

**Marking Information:**



**IMPORTANT NOTICE**

1. DIODES INCORPORATED (Diodes) AND ITS SUBSIDIARIES MAKE NO WARRANTY OF ANY KIND, EXPRESS OR IMPLIED, WITH REGARDS TO ANY INFORMATION CONTAINED IN THIS DOCUMENT, INCLUDING, BUT NOT LIMITED TO, THE IMPLIED WARRANTIES OF MERCHANTABILITY, FITNESS FOR A PARTICULAR PURPOSE OR NON-INFRINGEMENT OF THIRD PARTY INTELLECTUAL PROPERTY RIGHTS (AND THEIR EQUIVALENTS UNDER THE LAWS OF ANY JURISDICTION).

2. The Information contained herein is for informational purpose only and is provided only to illustrate the operation of Diodes' products described herein and application examples. Diodes does not assume any liability arising out of the application or use of this document or any product described herein. This document is intended for skilled and technically trained engineering customers and users who design with Diodes' products. Diodes' products may be used to facilitate safety-related applications; however, in all instances customers and users are responsible for (a) selecting the appropriate Diodes products for their applications, (b) evaluating the suitability of Diodes' products for their intended applications, (c) ensuring their applications, which incorporate Diodes' products, comply the applicable legal and regulatory requirements as well as safety and functional-safety related standards, and (d) ensuring they design with appropriate safeguards (including testing, validation, quality control techniques, redundancy, malfunction prevention, and appropriate treatment for aging degradation) to minimize the risks associated with their applications.

3. Diodes assumes no liability for any application-related information, support, assistance or feedback that may be provided by Diodes from time to time. Any customer or user of this document or products described herein will assume all risks and liabilities associated with such use, and will hold Diodes and all companies whose products are represented herein or on Diodes' websites, harmless against all damages and liabilities.

4. Products described herein may be covered by one or more United States, international or foreign patents and pending patent applications. Product names and markings noted herein may also be covered by one or more United States, international or foreign trademarks and trademark applications. Diodes does not convey any license under any of its intellectual property rights or the rights of any third parties (including third parties whose products and services may be described in this document or on Diodes' website) under this document.

5. Diodes' products are provided subject to Diodes' Standard Terms and Conditions of Sale (<https://www.diodes.com/about/company/terms-and-conditions/terms-and-conditions-of-sales/>) or other applicable terms. This document does not alter or expand the applicable warranties provided by Diodes. Diodes does not warrant or accept any liability whatsoever in respect of any products purchased through unauthorized sales channel.

6. Diodes' products and technology may not be used for or incorporated into any products or systems whose manufacture, use or sale is prohibited under any applicable laws and regulations. Should customers or users use Diodes' products in contravention of any applicable laws or regulations, or for any unintended or unauthorized application, customers and users will (a) be solely responsible for any damages, losses or penalties arising in connection therewith or as a result thereof, and (b) indemnify and hold Diodes and its representatives and agents harmless against any and all claims, damages, expenses, and attorney fees arising out of, directly or indirectly, any claim relating to any noncompliance with the applicable laws and regulations, as well as any unintended or unauthorized application.

7. While efforts have been made to ensure the information contained in this document is accurate, complete and current, it may contain technical inaccuracies, omissions and typographical errors. Diodes does not warrant that information contained in this document is error-free and Diodes is under no obligation to update or otherwise correct this information. Notwithstanding the foregoing, Diodes reserves the right to make modifications, enhancements, improvements, corrections or other changes without further notice to this document and any product described herein. This document is written in English but may be translated into multiple languages for reference. Only the English version of this document is the final and determinative format released by Diodes.

8. Any unauthorized copying, modification, distribution, transmission, display or other use of this document (or any portion hereof) is prohibited. Diodes assumes no responsibility for any losses incurred by the customers or users or any third parties arising from any such unauthorized use.

9. This Notice may be periodically updated with the most recent version available at <https://www.diodes.com/about/company/terms-and-conditions/important-notice>

DIODES is a trademark of Diodes Incorporated in the United States and other countries.  
The Diodes logo is a registered trademark of Diodes Incorporated in the United States and other countries.  
© 2022 Diodes Incorporated. All Rights Reserved.

[www.diodes.com](http://www.diodes.com)