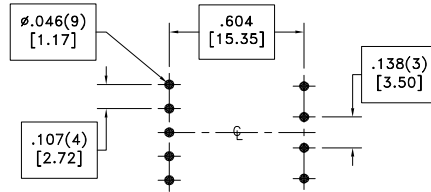
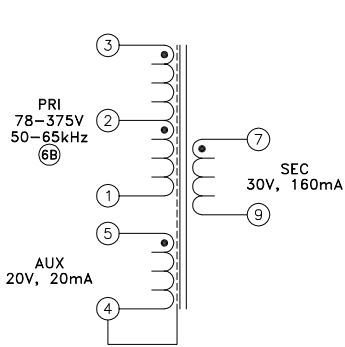
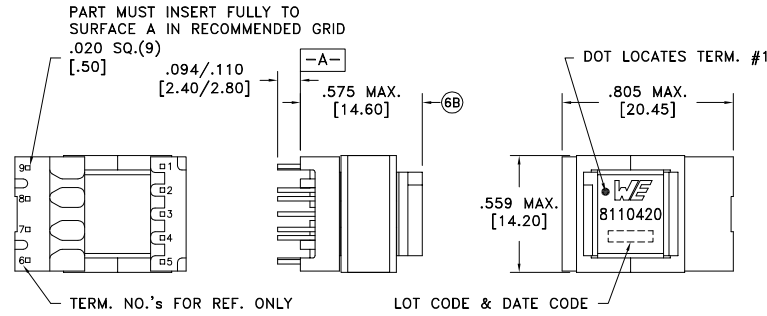


CUSTOMER TERMINAL	RoHS	LEAD(Pb)-FREE
Sn96%, Ag4%	Yes	Yes

more than you expect



6C ELECTRICAL SPECIFICATIONS @ 25°C unless otherwise noted:

PARAMETER	TEST CONDITIONS	VALUE
D.C. RESISTANCE	1-3 @20°C	3.96 ohms ±10%
D.C. RESISTANCE	5-4 @20°C	1.74 ohms ±10%
6D D.C. RESISTANCE	7-9 @20°C	0.75 ohms ±10%
INDUCTANCE	1-3 10kHz, 100mVAC, Ls	1.95mH ±10%
SATURATION CURRENT	20% rolloff from initial	320mA
LEAKAGE INDUCTANCE	1-3 tie(4+5, 7+9), 100kHz, 100mVAC, Ls	22.0uH typ., 33.0uH max.
6C DIELECTRIC	3-7 tie(3+4), 4500VAC, 1 second	3600VAC, 1 minute
TURNS RATIO	(3-1):(7-9)	2.565:1, ±1%
TURNS RATIO	(3-1):(5-4)	3.806:1, ±1%

GENERAL SPECIFICATIONS:

OPERATING TEMPERATURE RANGE: -40°C to +125°C including temp rise.

Designed to comply with the following requirements as defined by IEC60950-1, EN60950-1, UL60950-1/CSA60950-1 and AS/NZS60950.1:

- Reinforced insulation for a primary circuit at a working voltage of 400VDC.

Wire insulation & RoHS status not affected by wire color.  
 Wire insulation color may vary depending on availability.

DETAILS SUBJECT TO CHANGE

REV.	DATE	Packaging Specifications		Tolerances unless otherwise specified: Angles: ±1°      Decimals: ±.005 [.13] Fractions: ±1/64      Footprint: ±.001 [.03]	DRAWING TITLE	PART NO.
6D	12/18	Method: Tray		This drawing is dual dimensioned. Dimensions in brackets are in millimeters.	<b>TRANSFORMER</b>	<b>7508110420</b>
6C	3/18	PKG-0995				
6B	7/17	www.we-online.com/midcom				
6A	9/14	SEE REVISION SHEET FOR REVISION LEVEL				