



# 92x92x25 mm

San Ace 92WS 9WS type

## General Specifications

- Material ..... Frame: Plastic (Flammability: UL 94V-0), Impeller: Plastic (Flammability: UL 94V-1)
- Expected life ..... See the table below. (L10 life: 90% survival rate for continuous operation in indoor free air at 60°C, rated voltage)
- Motor protection function ..... Locked rotor burnout protection, Reverse polarity protection  
For details, please refer to p. 547.
- Dielectric strength ..... 50/60 Hz, 500 VAC, for 1 minute (between lead wire conductors and frame)
- Insulation resistance ..... 10 MΩ or more with a 500 VDC megger (between lead wire conductors and frame)
- Sound pressure level (SPL) ..... At 1 m away from the air inlet
- Storage temperature ..... -30 to +70°C (Non-condensing)
- Lead wire ..... ⊕Red ⊖Black or Blue (Sensor) Yellow
- Mass ..... 150 g
- Ingress protection ..... IP54

## Specifications

The models listed below **have ribs and pulse sensors.**

Model no.	Rated voltage [V]	Operating voltage range [V]	Rated current [A]	Rated input [W]	Rated speed [min <sup>-1</sup> ]	Max. airflow [m <sup>3</sup> /min] [CFM]	Max. static pressure [Pa] [inchH <sub>2</sub> O]	SPL [dB (A)]	Operating temperature [°C]	Expected life [h]
9WS0912H401	12	10.2 to 13.8	0.17	2.04	2850	1.38 48.7	45.1 0.181	33	-20 to +70	40000/60°C
9WS0912F401			0.13	1.56	2450	1.18 41.7	32.3 0.13	30		
9WS0912M401			0.1	1.2	2100	1.01 35.7	23.5 0.094	27		
9WS0912L401			0.06	0.72	1700	0.8 28.2	16.7 0.067	23		
9WS0924H401	24	20.4 to 27.6	0.1	2.4	2850	1.38 48.7	45.1 0.181	33		
9WS0924F401			0.07	1.68	2450	1.18 41.7	32.3 0.13	30		
9WS0924M401			0.06	1.44	2100	1.01 35.7	23.5 0.094	27		
9WS0924L401			0.05	1.2	1700	0.8 28.2	16.7 0.067	23		

The following sensor and control options are available for selection.

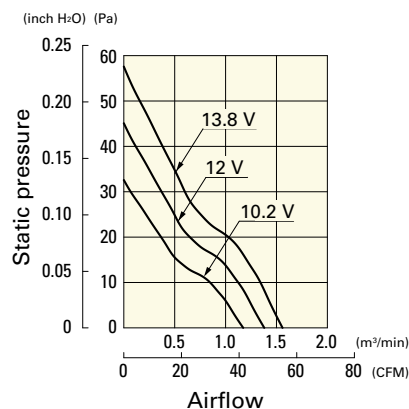
Available for all models. **Without sensor**

Differs according to the model. Refer to the table on p. 581. **Lock sensor**

## Airflow - Static Pressure Characteristics

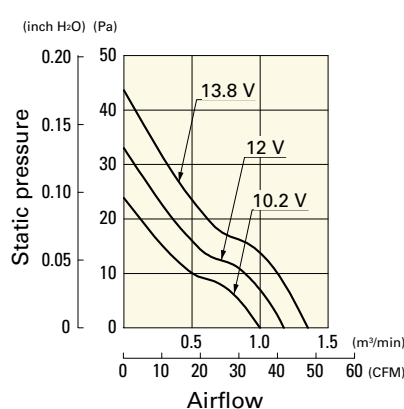
**9WS0912H401** With pulse sensor

Operating voltage range



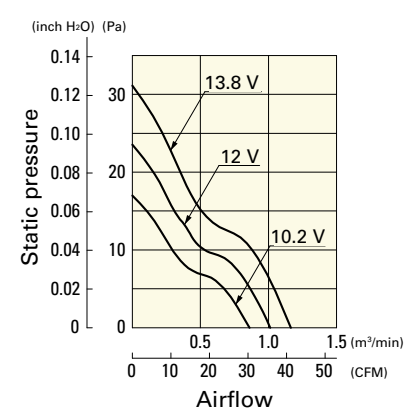
**9WS0912F401** With pulse sensor

Operating voltage range



**9WS0912M401** With pulse sensor

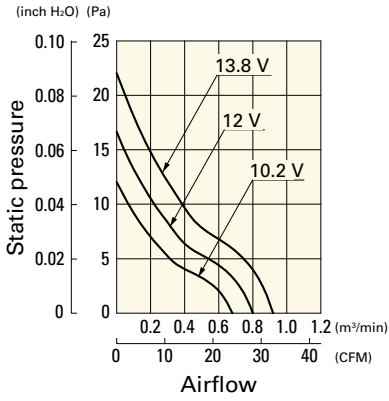
Operating voltage range



## Airflow - Static Pressure Characteristics

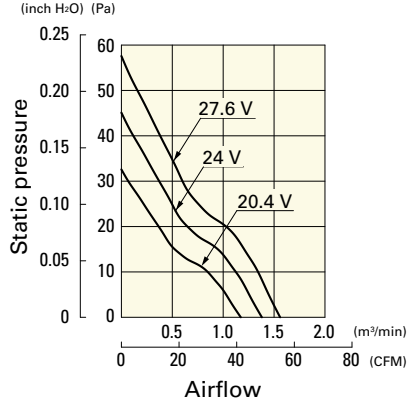
**9WS0912L401** With pulse sensor

Operating voltage range



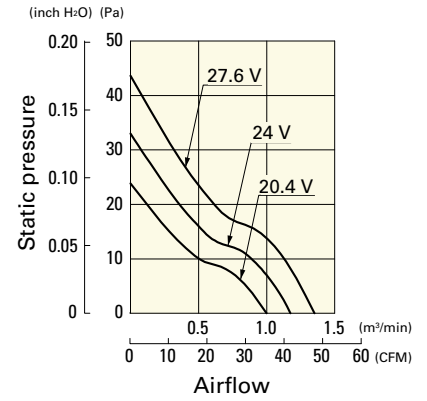
**9WS0924H401** With pulse sensor

Operating voltage range



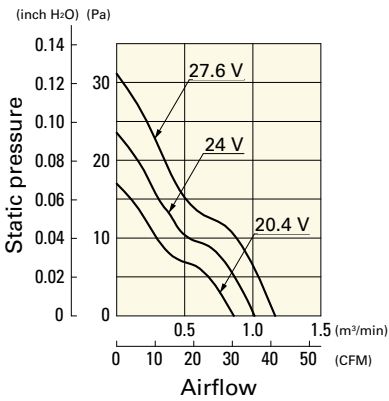
**9WS0924F401** With pulse sensor

Operating voltage range



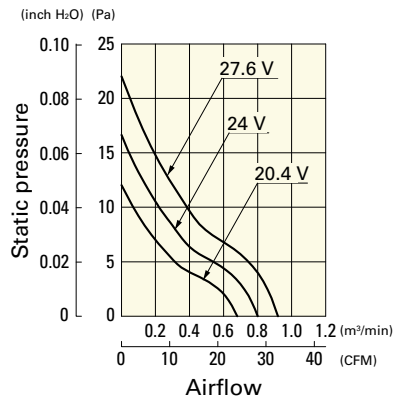
**9WS0924M401** With pulse sensor

Operating voltage range

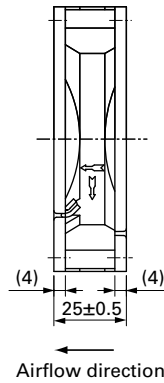
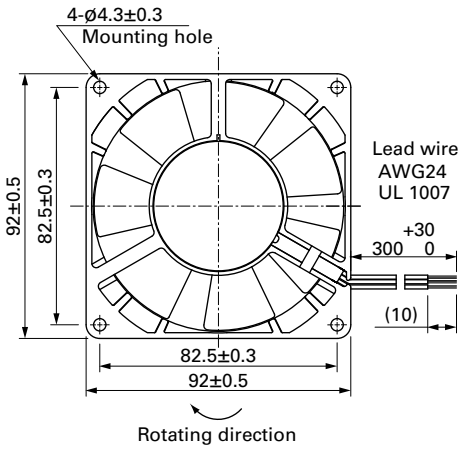


**9WS0924L401** With pulse sensor

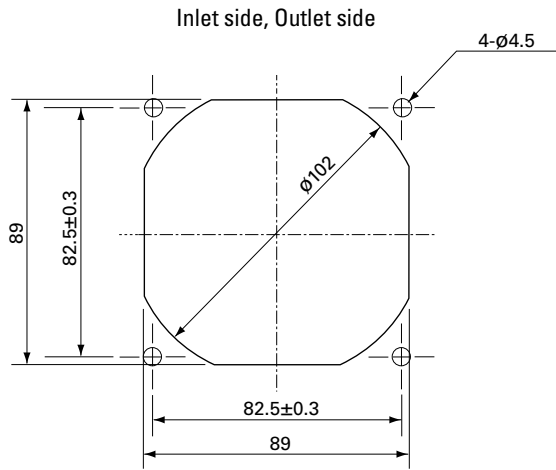
Operating voltage range



## Dimensions (unit: mm)



## Reference Dimensions of Mounting Holes and Vent Opening (unit: mm)



## Options

### Finger guards

page: p. 532

Model no.: 109-099E, 109-099H, 109-099C

### Resin finger guards

page: p. 539

Model no.: 109-1001G