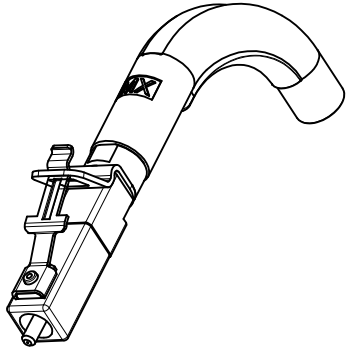
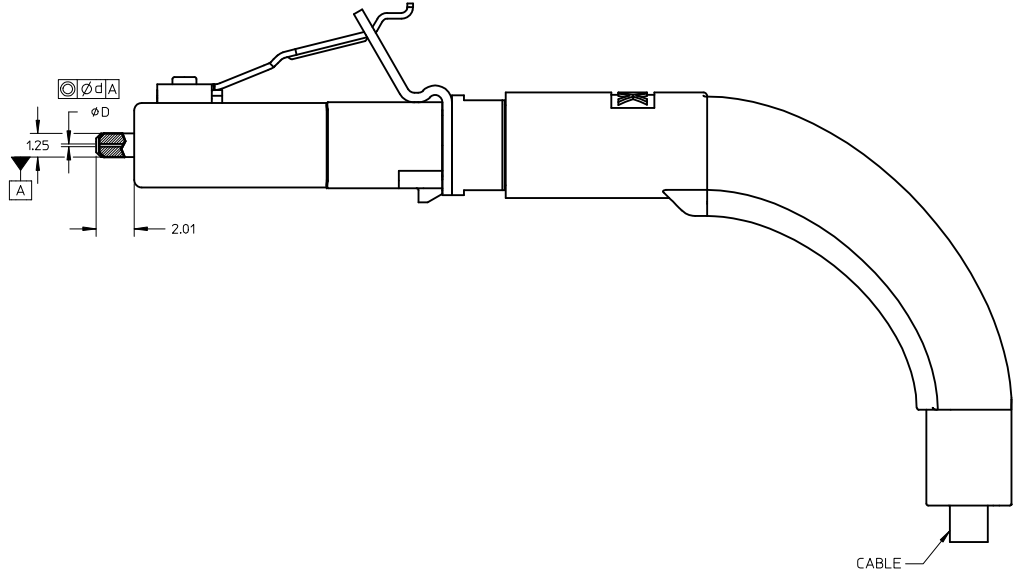
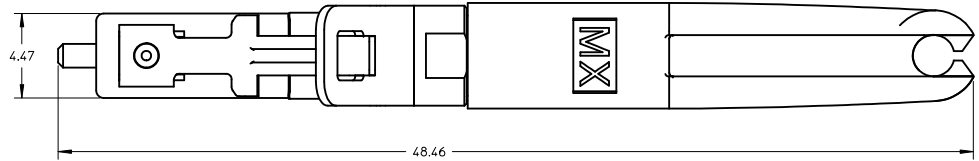
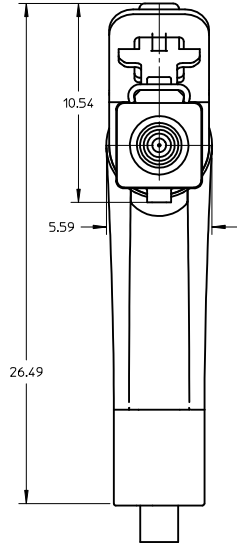


CONNECTOR P/N	ØD (µm)	Ød (µm)	BOOT COLOR	CABLE TYPE	CABLE DESCRIPTION AND Ø (mm)
106397-1987	125.0 ^{+0.5} / ₀	0.5	BLUE	SM	SIMPLEX 1.6
106397-1362					SIMPLEX 2.0
106397-1989	126.0 ^{+1.0} / ₀	1.0			SIMPLEX 1.6
106397-1364					SIMPLEX 2.0
106397-2187	127.0 ^{+3.0} / ₀	3.0	WHITE	MM	SIMPLEX 1.6
106397-1562					SIMPLEX 2.0
106397-2189	142.0 ^{+3.0} / ₀	SIMPLEX 1.6			
106397-1564		SIMPLEX 2.0			
106397-2191	172.0 ^{+3.0} / ₀	SIMPLEX 1.6			
106397-1567		SIMPLEX 2.0			



ISOMETRIC VIEW
SCALE 2:1



- NOTES:
 1. ALL DIMENSIONS ARE FOR REFERENCE ONLY.
 2. DUST CAP IS NOT SHOWN.

ENTER DESCRIPTION EC NO: MF2010-0477 DRWNL: SADAUSKIENE 2010/04/30 CHKD: SERNST 2010/05/19 APPR: WCHEN 2010/05/27	QUALITY SYMBOLS 	GENERAL TOLERANCES (UNLESS SPECIFIED)		DIMENSION STYLE MM ONLY	SCALE 5:1	DESIGN UNITS METRIC	THIRD ANGLE PROJECTION
		4 PLACES ± --- ± ---	3 PLACES ± --- ± ---	DRAWN BY DATE LSADAUSKIENE 2010/04/30	TITLE LC2 PLUS CONNECTOR 90D TIGHT BEND BOOT		
		2 PLACES ± --- ± ---	1 PLACE ± --- ± ---	CHECKED BY DATE SERNST 2010/05/19	MATERIAL NO. SEE TABLE		
		ANGULAR ±1/2°		APPROVED BY DATE WCHEN 2010/05/27	MOLEX INCORPORATED		
REV A	DESCRIPTION	DRAFT WHERE APPLICABLE MUST REMAIN WITHIN DIMENSIONS		DOCUMENT NO. SD-106397-1987	SHEET NO. 1 OF 1		