

# IB IL 24 DO 8-NPN-PAC


Order No.: 2863546



<http://eshop.phoenixcontact.de/phoenix/treeViewClick.do?UID=2863546>

Inline digital output terminal, complete with accessories (connector and labeling field), 8 outputs, 24 V DC, npn-wired, 2 mA, 2, 3-conductor connection system



Commercial data	
GTIN (EAN)	 4 017918 941222
sales group	K411
Pack	1 pcs.
Customs tariff	85389091
Catalog page information	Page 277 (AX-2009)

#### Product notes

WEEE/RoHS-compliant since:  
10/28/2008



<http://www.download.phoenixcontact.com>  
Please note that the data given here has been taken from the online catalog. For comprehensive information and data, please refer to the user documentation. The General Terms and Conditions of Use apply to Internet downloads.

## Technical data

General data	
Width	48.8 mm
Height	119.5 mm
Depth	71.5 mm

Note on dimensions	Housing dimensions
Weight	130 g
Note on weight specifications	Without plug
Mounting type	DIN rail
Ambient temperature (operation)	-25 °C ... 55 °C
Ambient temperature (storage/transport)	-25 °C ... 85 °C
Permissible humidity (operation)	10 % ... 95 % (according to DIN EN 61131-2)
Permissible humidity (storage/transport)	10 % ... 95 % (according to DIN EN 61131-2)
Air pressure (operation)	70 kPa ... 106 kPa (up to 3000 m above sea level)
Air pressure (storage/transport)	70 kPa ... 106 kPa (up to 3000 m above sea level)
Degree of protection	IP20
Protection class	III, IEC 61140, EN 61140, VDE 0140-1
Test section	5 V supply incoming remote bus/7.5 V supply (bus logic) 500 V AC 50 Hz 1 min
	5 V supply outgoing remote bus/7.5 V supply (bus logic) 500 V AC 50 Hz 1 min
	7.5 V supply (bus logics)/24 V supply (I/O) 500 V AC 50 Hz 1 min
	24 V supply (I/O) / functional earth ground 500 V AC 50 Hz 1 min
Diagnostics messages	Short-circuit / overload of the digital outputs Error message in the diagnostic code (bus) and display (2 Hz) via the LED (D) on the module

#### Interface

Name	Local bus
Type of connection	Inline data jumper
Transmission speed	500 kBaud

#### Power supply for module electronics

Supply voltage	24 V DC (via voltage jumper)
Supply voltage range	19.2 V DC ... 30 V DC (including all tolerances, including ripple)
Supply current	32 mA
Communications power $U_L$	7.5 V (via voltage jumper)
Current consumption	max. 60 mA (from the local bus)

#### Inline potential routing

Communications power $U_L$	7.5 V DC
Current consumption from $U_L$	max. 60 mA
Segment supply voltage $U_S$	24 V DC (nominal value)
Current consumption from $U_S$	max. 8 A

### Digital outputs

Output name	Digital outputs
Output description	With negative logic
Type of connection	Spring-cage connection
Connection method	2, 3, 4-wire
Number of outputs	8
Protective circuit	Overload protection, short-circuit protection of outputs
Output voltage	23 V ( $U_s - 1$ V)
Nominal output voltage	24 V DC (voltage difference at $I_{nom} \leq 1$ V)
Maximum output current per channel	500 mA
Maximum output current per module	4 A
Nominal load, inductive	24 VA
Nominal load, lamp	24 W
Nominal load, ohmic	24 W

### Certificates / Approvals



Certification	ABS, CUL, DNV, GL, UL
Certification Ex:	CUL-EX LIS, UL-EX LIS
Certifications applied for:	LR / BV

### Accessories

Item	Designation	Description
------	-------------	-------------

### Marking

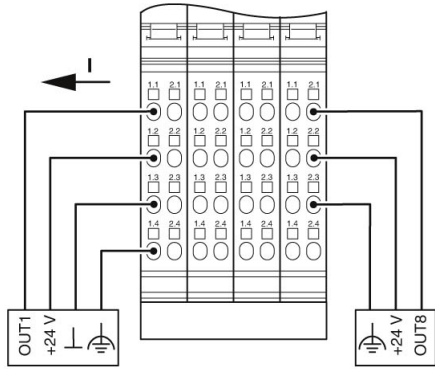
0809492	ESL 62X10	Insert strip for laser printer, lettering field: 62 x 10 mm
2727501	IB IL FIELD 2	Labeling field, width: 12.2 mm

### Plug/Adapter

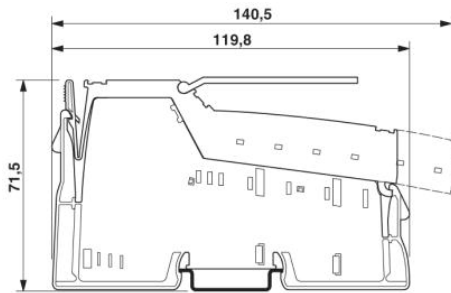
2726337	IB IL SCN-8	Connector, for digital 1, 2 or 8-channel Inline terminals
2727608	IB IL SCN-8-CP	Inline connector, colored

## Diagrams/Drawings

### Connection diagram



### Dimensioned drawing



**Address**

PHOENIX CONTACT Deutschland GmbH  
Flachmarktstr. 8  
32825 Blomberg, Germany  
Phone +49 5235 3 12000  
Fax +49 5235 3 41200  
<http://www.phoenixcontact.de>



© 2011 Phoenix Contact  
Technical modifications reserved;