

- 10G Base-T for LAN and other Ethernet Applications
- Low Profile Design
- Industrial Operating Temp. Range: -40°C to +85°C

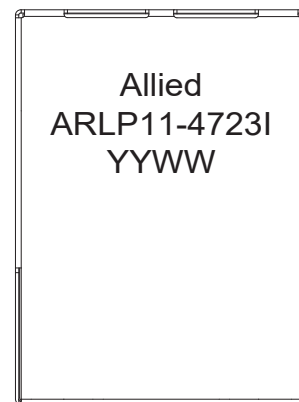
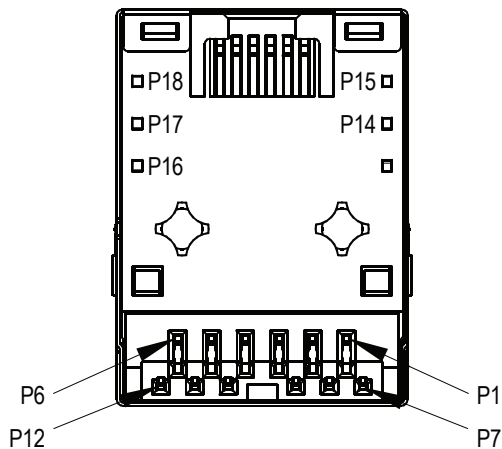
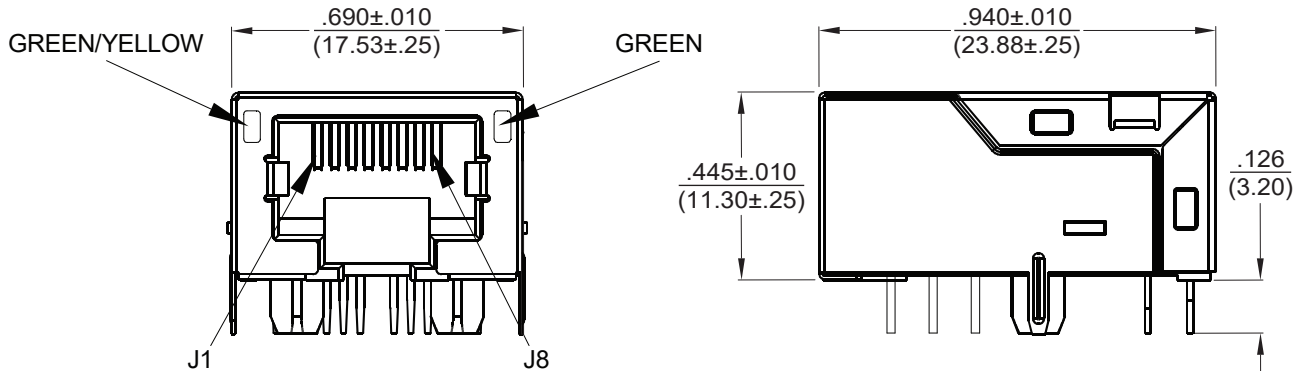
Electrical Specifications @ 25°C						
OCV(μH Min) @100KHZ,0.1V	Turns Ratio @100KHZ, 0.1V (±2%)				Cross Talk (dB Min)	
With 8mA DC Bias	P8-P8 : J1-J2	P3-P2 : J3-J6	P4-P5 : J4-J5	P11-P10 : J7-J8	1-100MHz	100-500MHz
160	1 : 1	1 : 1	1 : 1	1 : 1	-28	-19


Electrical Specifications @ 25°C							
Return Loss (dB Min)			Insertion Loss (dB Max)	Common Mode Rejection (dB Min)			Hi-Pot Phy to Line VDC / 60S
1-40MHz	40-400MHz	400-500MHz	1-400MHz	1-40MHz	40-100MHz	100-500MHz	
-16	-16+10Log(F/40MHz)	-6+30Log(F/400MHz)	-2.0	-30	-28	-26	2250

All specifications subject to change without notice.

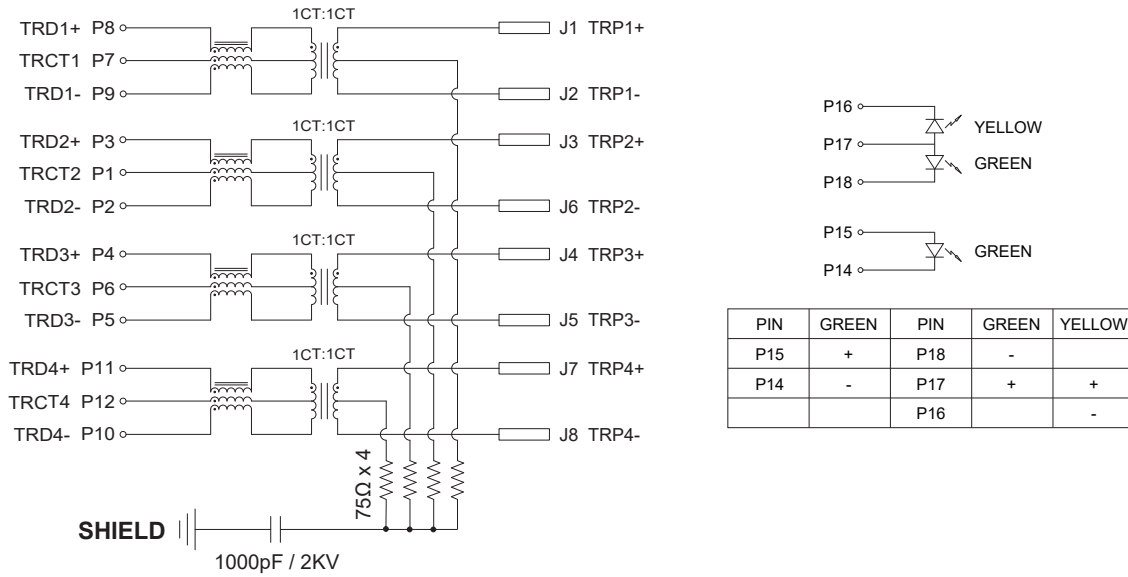
MECHANICAL

Dimensions: $\frac{\text{inch}}{\text{mm}}$



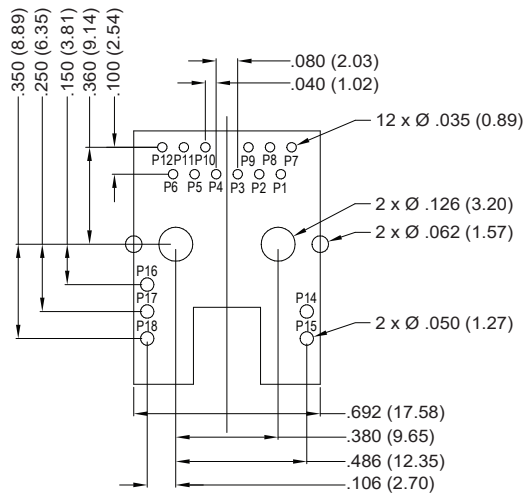


SCHEMATIC



PCB LAYOUT

Dimensions: inch (mm)



Tolerance: ±.004(0.10)

NOTES

- 1. Connectory Materials:**
Housing: LCP Black UL94 V-0
Shield: Brass
Shield Plating: Nickel
Contact: Phosphor Bronze
Contact Plating: Gold, 50µ" Min in Contact Area
- 2. Wave Solder Peak Temp:** 260°C Max, 10Sec Max