



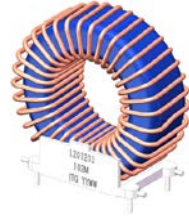
Hologen Free

L201203 Series



1. Features of L201203 Series :

- Alloy powder based DIP Inductor with lower core loss.
- Single wire wound and Very compact design.
- Inductance Range:0.073mH to 30.0mH. Custom values are welcomed.
- Lower core loss, lower distributed capacitance.
- Coil mount on UL94-V0 rated plastic header.
- Fixed pin spacing allow easy PCB insertion
- Operating Temperature Range: -55°C to + 130°C.
- Storage conditions: -40°C~85°C, 75% RH (Max). RoHs & HF compliant.

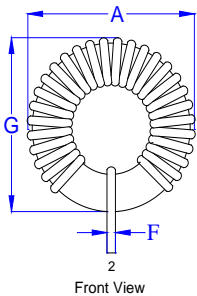


2. Electrical Characteristics of L201203 Series:

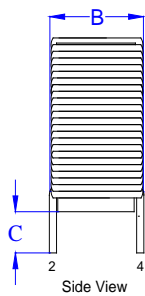
ITG Part Number	OCL ¹ (mH) ± 20%	DCR (mΩ) Typ.	DCR ² (mΩ) Max.	Isat ³ (A) @25°C	L@Isat (mH) Typ.	Irms ⁴ (A) @25°C	L@Irms (mH) Typ.	Size Code
L201203-730MHF	0.073	6.07	7.50	7.20	0.0498	24.00	0.0166	S1
L201203-121MHF	0.120	11.60	14.00	5.50	0.0828	16.00	0.0316	S2
L201203-102MHF	1.170	60.50	73.00	1.80	0.8037	7.00	0.2035	S3
L201203-262MHF	2.632	142.57	171.00	1.20	1.8108	4.50	0.5053	S3
L201203-542MHF	5.400	402.00	490.00	0.85	3.5867	2.10	1.8531	S2
L201203-303MHF	30.000	1930.00	2316.00	0.35	20.7820	1.20	6.6552	S3

3. Mechanical Dimension of L201203 Series (Unit:mm):

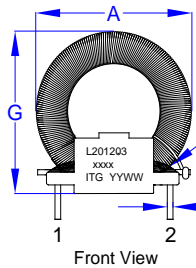
Size Code	A Max.	B Max.	C ± 1.00	E ± 0.80	E1 ± 0.40	E2 ± 0.40	F ± 0.10	G Max.
S1	43.50	18.20	5.00	13.80	/	/	2.00	42.00
S2	42.50	19.00	5.00	/	10.16	20.32	Φ1.27	45.50
S3	44.00	20.60	5.00	/	15.24	22.86	Φ1.27	45.90



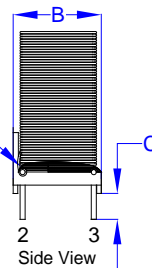
Front View



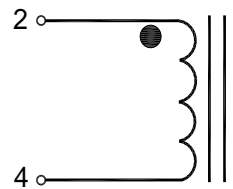
Side View



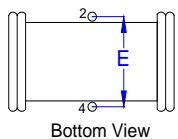
Front View



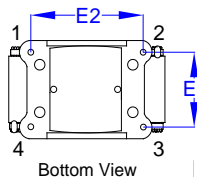
Side View



SCHEMATIC DIAGRAM



Bottom View



Bottom View

Part Marking:
L201203: Series Name.
xxx x: xxx is inductance value in uH(R:decimal point).
x: is tolerance.
ITGYYWW: ITG is Company Name, YYWW is Date Code.

Fig S2 and Fig S3

Notes:

1. Open Circuit Inductance (OCL) test condition:10KHz , 0.25Vrms , 0Adc.
2. The nominal DCR is measured from PIN2 to PIN4, as shown above on the mechanical drawing (Ta=25°C).
3. Isat: DC current that will cause inductance to drop approximately by 35% .
4. Irms: DC current for temperature rise of 40°C (Typ.) without core loss.

● New York 1 914 347 2474 ● Taipei 886 2 2698 8669 ● Kaohsiung 886 7 350 2275
 ● Japan 81 568 85 2830 ● Shenzhen 86 755 8418 6263 ● Shanghai 86 21 5424 5141 ● Hong Kong 852 9688 9767
 ● sales@ITG-Electronics.com ● www.ITG-Electronics.com Revision A.1: May 27, 2021

*Due to continuous product improvement, all specifications are subject to change without prior notice. Kindly contact an ITG field application engineer or a sales representative prior to purchase.