

## ANGELETTE-M-PLAIN

~50° medium beam. Clean appearance with no additional attachment interface.

### TECHNICAL SPECIFICATIONS:

Dimensions	Ø 110.0 mm
Height	57.3 mm
Fastening	socket
ROHS compliant	yes ⓘ

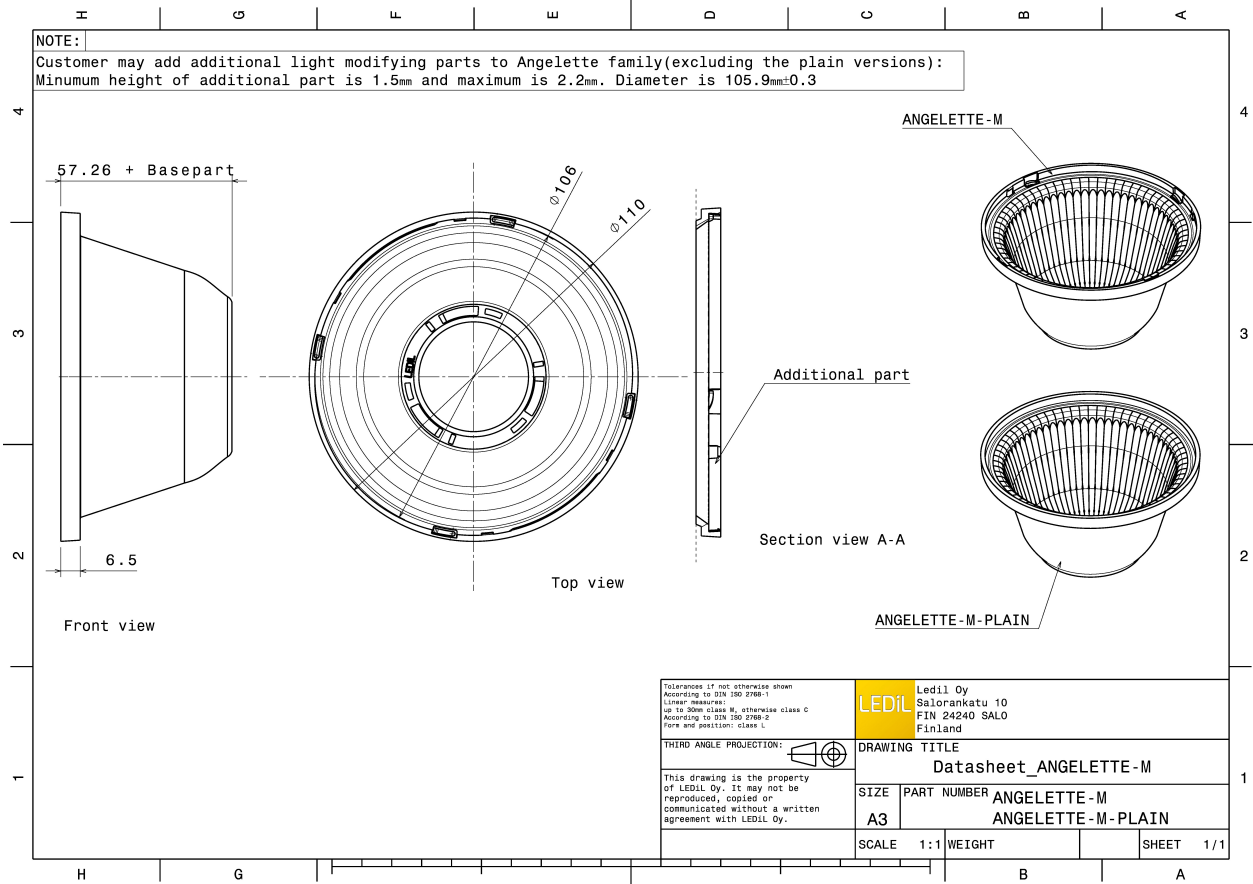
### MATERIAL SPECIFICATIONS:

Component	Type	Material	Colour	Finish	Coating
ANGELETTE-M-PLAIN	Reflector	PC	metal		

### ORDERING INFORMATION:



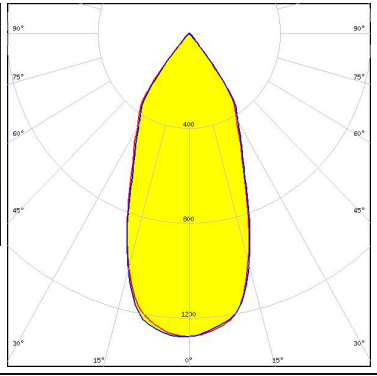


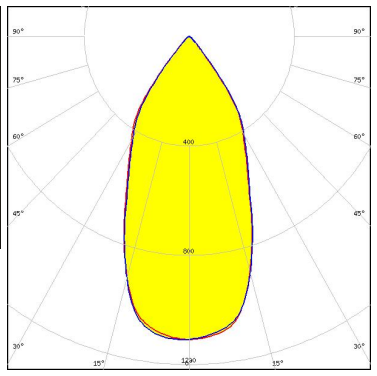


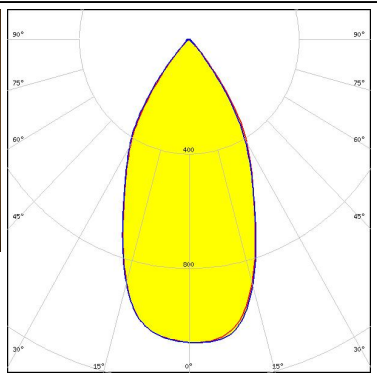


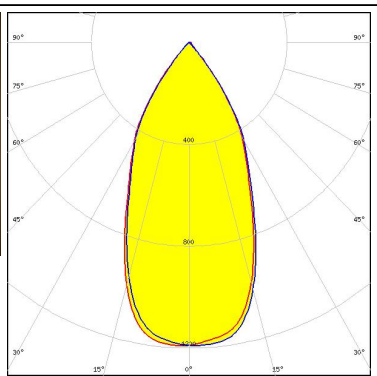
Component	Qty in box	MOQ	MPQ	Box weight (kg)
F14620_ANGELETTE-M-PLAIN » Box size: 398 x 298 x 265 mm	160	80	40	7.1




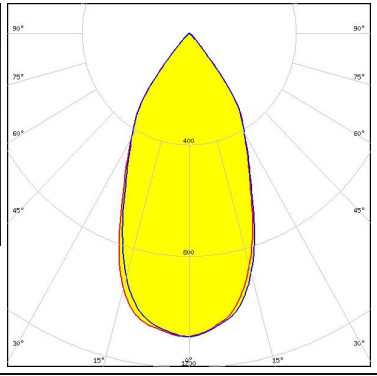

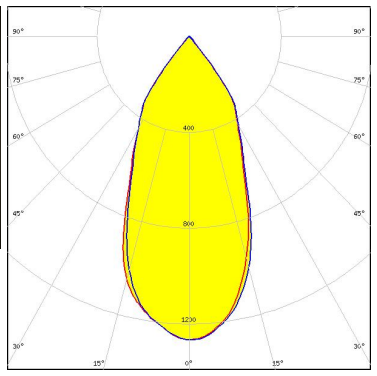

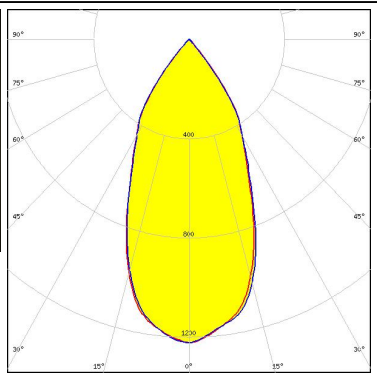

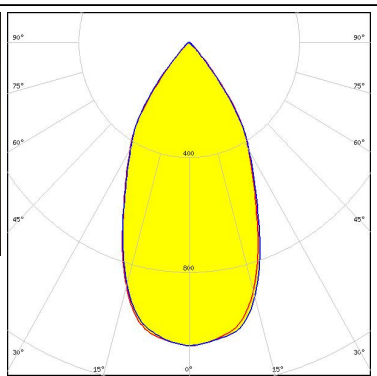


See also our general installation guide: [www.ledil.com/installation\\_guide](http://www.ledil.com/installation_guide)

#### PHOTOMETRIC DATA (MEASURED):



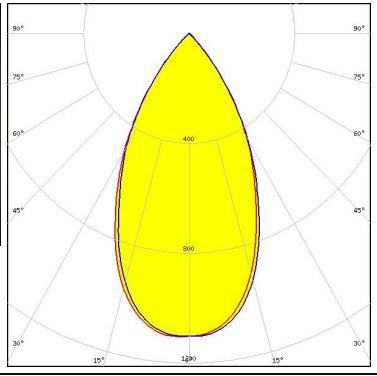


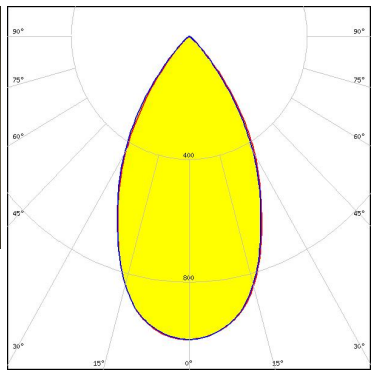


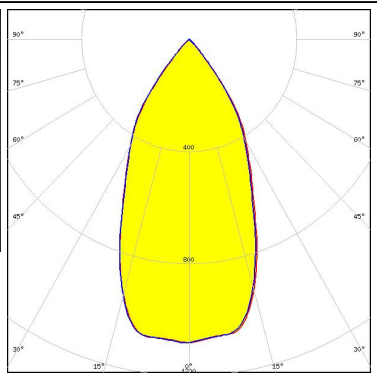


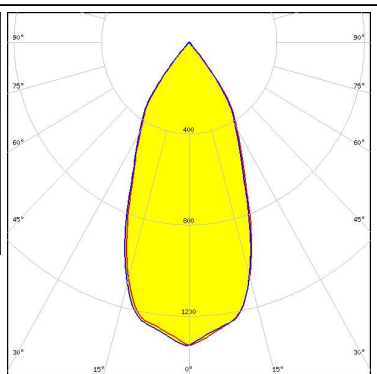
<p></p> <p>LED V13 Gen7            FWHM / FWTM 45.0° / 80.0°            Efficiency 89 %            Peak intensity 1.3 cd/lm            LEDs/each optic 1            Light colour White            Required components:            TE Connectivity: 2213254-2 + OPTIC CLIP Z50 TYPE1 2213194-1</p>		
<p></p> <p>LED V13 Gen7            FWHM / FWTM 49.0° / 82.0°            Efficiency 85 %            Peak intensity 1.1 cd/lm            LEDs/each optic 1            Light colour White            Required components:            F13671_ANGE-RZ-LENS            TE Connectivity: 2213254-2 + OPTIC CLIP Z50 TYPE1 2213194-1</p>		
<p></p> <p>LED V22 Gen6            FWHM / FWTM 51.0° / 82.0°            Efficiency 84 %            Peak intensity 1.1 cd/lm            LEDs/each optic 1            Light colour White            Required components:            F13671_ANGE-RZ-LENS            IDEAL: 50-2204-CT + 50-2100AN</p>		
<p></p> <p>LED V22 Gen6            FWHM / FWTM 49.0° / 80.0°            Efficiency 88 %            Peak intensity 1.2 cd/lm            LEDs/each optic 1            Light colour White            Required components:            IDEAL: 50-2204-CT + 50-2100AN</p>		

#### PHOTOMETRIC DATA (MEASURED):



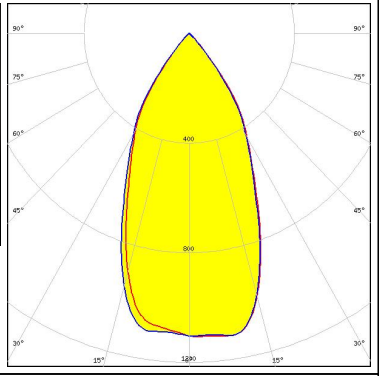


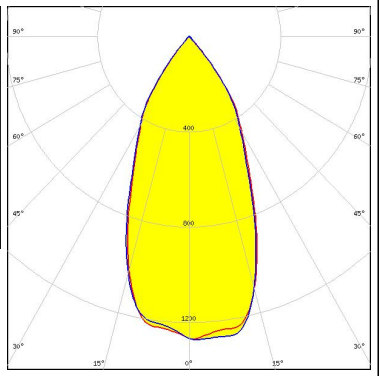


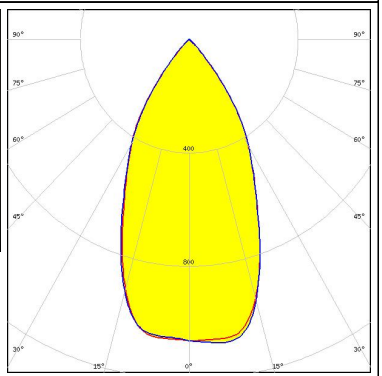


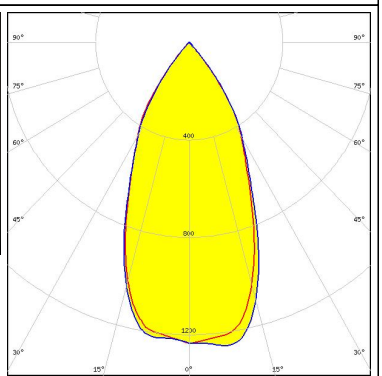
<p>bridgelux.</p> <p>LED VERO13</p> <p>FWHM / FWTM 50.0° / 82.0°</p> <p>Efficiency 84 %</p> <p>Peak intensity 1.1 cd/m</p> <p>LEDs/each optic 1</p> <p>Light colour White</p> <p>Required components: C13658_CLAMP-VERO13-18 F13671_ANGE-RZ-LENS</p>		
<p>bridgelux.</p> <p>LED VERO13</p> <p>FWHM / FWTM 46.0° / 80.0°</p> <p>Efficiency 88 %</p> <p>Peak intensity 1.3 cd/m</p> <p>LEDs/each optic 1</p> <p>Light colour White</p> <p>Required components: C13658_CLAMP-VERO13-18</p>		
<p>bridgelux.</p> <p>LED VERO18</p> <p>FWHM / FWTM 48.0° / 81.0°</p> <p>Efficiency 88 %</p> <p>Peak intensity 1.2 cd/m</p> <p>LEDs/each optic 1</p> <p>Light colour White</p> <p>Required components: C13658_CLAMP-VERO13-18</p>		
<p>bridgelux.</p> <p>LED VERO18</p> <p>FWHM / FWTM 52.0° / 83.0°</p> <p>Efficiency 84 %</p> <p>Peak intensity 1.1 cd/m</p> <p>LEDs/each optic 1</p> <p>Light colour White</p> <p>Required components: C13658_CLAMP-VERO13-18 F13671_ANGE-RZ-LENS</p>		



#### PHOTOMETRIC DATA (MEASURED):

<p></p> <p>LED VERO29            FWHM / FWTM 54.0° / 84.0°            Efficiency 89 %            Peak intensity 1.1 cd/lm            LEDs/each optic 1            Light colour White            Required components:            C13584_CLAMP-VERO29</p>		
<p></p> <p>LED VERO29            FWHM / FWTM 56.0° / 86.0°            Efficiency 85 %            Peak intensity 1 cd/lm            LEDs/each optic 1            Light colour White            Required components:            C13584_CLAMP-VERO29            F13671_ANGE-RZ-LENS</p>		
<p></p> <p>LED Vesta TW 15mm DP            FWHM / FWTM 51.0° / 82.0°            Efficiency 85 %            Peak intensity 1.1 cd/lm            LEDs/each optic 1            Light colour Tunable White            Required components:            C13658_CLAMP-VERO13-18            F13671_ANGE-RZ-LENS            Bender Wirth: 482 Typ L2</p>		
<p></p> <p>LED Vesta TW 15mm DP            FWHM / FWTM 46.0° / 80.0°            Efficiency 90 %            Peak intensity 1.3 cd/lm            LEDs/each optic 1            Light colour Tunable White            Required components:            C13658_CLAMP-VERO13-18            Bender Wirth: 482 Typ L2</p>		

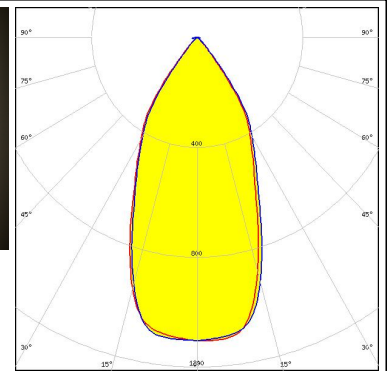

#### PHOTOMETRIC DATA (MEASURED):

<p></p> <p>LED Vesta TW 18mm (31W) DP</p> <p>FWHM / FWTM 50.0° / 82.0°</p> <p>Efficiency 85 %</p> <p>Peak intensity 1.1 cd/m</p> <p>LEDs/each optic 1</p> <p>Light colour Tunable White</p> <p>Required components: C13584_CLAMP-VERO29 F13671_ANGE-RZ-LENS Bender Wirth: 483 Typ L3</p>		
<p></p> <p>LED Vesta TW 18mm (31W) DP</p> <p>FWHM / FWTM 47.0° / 80.0°</p> <p>Efficiency 90 %</p> <p>Peak intensity 1.3 cd/m</p> <p>LEDs/each optic 1</p> <p>Light colour Tunable White</p> <p>Required components: C13584_CLAMP-VERO29 Bender Wirth: 483 Typ L3</p>		
<p></p> <p>LED Vesta TW 22mm DP</p> <p>FWHM / FWTM 52.0° / 83.0°</p> <p>Efficiency 85 %</p> <p>Peak intensity 1.1 cd/m</p> <p>LEDs/each optic 1</p> <p>Light colour Tunable White</p> <p>Required components: C13584_CLAMP-VERO29 F13671_ANGE-RZ-LENS Bender Wirth: 494 Typ L3</p>		
<p></p> <p>LED Vesta TW 22mm DP</p> <p>FWHM / FWTM 48.0° / 80.0°</p> <p>Efficiency 90 %</p> <p>Peak intensity 1.3 cd/m</p> <p>LEDs/each optic 1</p> <p>Light colour Tunable White</p> <p>Required components: C13584_CLAMP-VERO29 Bender Wirth: 494 Typ L3</p>		

#### PHOTOMETRIC DATA (MEASURED):

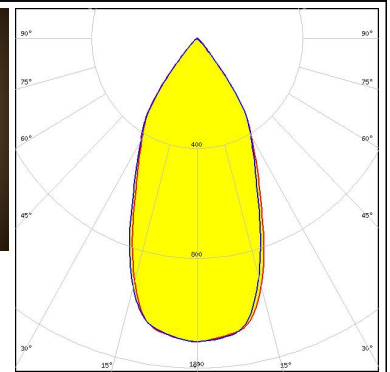

#### CITIZEN

LED CLL03x/CLU03x  
 FWHM / FWTM 49.0° / 80.0°  
 Efficiency 83 %  
 Peak intensity 1.1 cd/lm  
 LEDs/each optic 1  
 Light colour White  
 Required components:  
 F13671\_ANGE-RZ-LENS  
 IDEAL: 50-2103CT + 50-2100AN



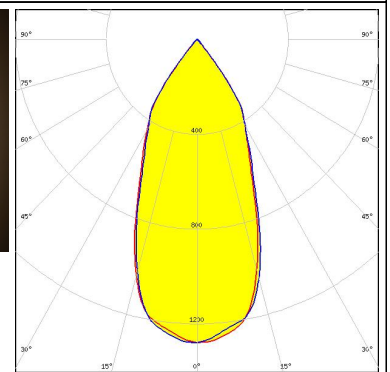

#### CITIZEN

LED CLL03x/CLU03x  
 FWHM / FWTM 49.0° / 81.0°  
 Efficiency 83 %  
 Peak intensity 1.1 cd/lm  
 LEDs/each optic 1  
 Light colour White  
 Required components:  
 F13671\_ANGE-RZ-LENS  
 TE Connectivity: 2213254-2 + OPTIC CLIP Z50 TYPE1 2213194-1



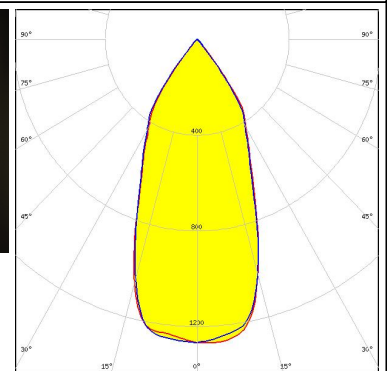

#### CITIZEN

LED CLL03x/CLU03x  
 FWHM / FWTM 45.0° / 79.0°  
 Efficiency 88 %  
 Peak intensity 1.3 cd/lm  
 LEDs/each optic 1  
 Light colour White  
 Required components:  
 TE Connectivity: 2213254-2 + OPTIC CLIP Z50 TYPE1 2213194-1



#### CITIZEN

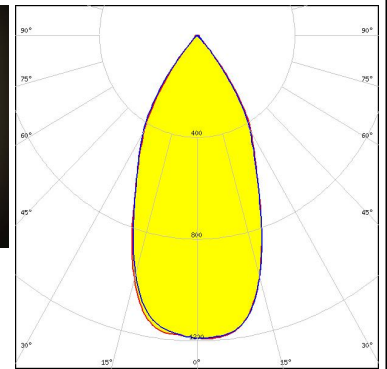

LED CLL03x/CLU03x  
 FWHM / FWTM 45.0° / 78.0°  
 Efficiency 87 %  
 Peak intensity 1.3 cd/lm  
 LEDs/each optic 1  
 Light colour White  
 Required components:  
 IDEAL: 50-2103CT + 50-2100AN



#### PHOTOMETRIC DATA (MEASURED):

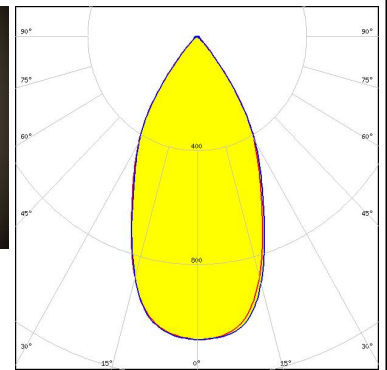

#### CITIZEN

LED CLL04x/CLU04x  
 FWHM / FWTM 49.0° / 80.0°  
 Efficiency 88 %  
 Peak intensity 1.2 cd/lm  
 LEDs/each optic 1  
 Light colour White  
 Required components:  
 IDEAL: 50-2204-CT + 50-2100AN



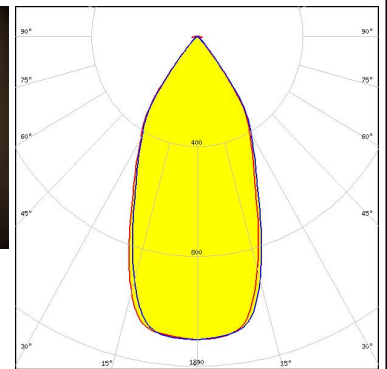

#### CITIZEN

LED CLL04x/CLU04x  
 FWHM / FWTM 51.0° / 82.0°  
 Efficiency 84 %  
 Peak intensity 1.1 cd/lm  
 LEDs/each optic 1  
 Light colour White  
 Required components:  
 F13671\_ANGE-RZ-LENS  
 IDEAL: 50-2204-CT + 50-2100AN



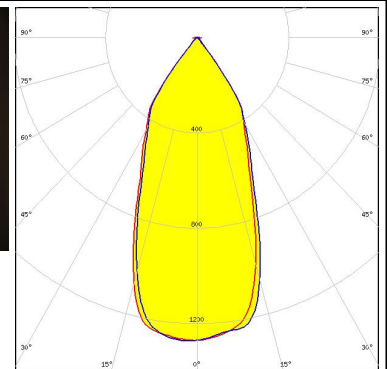

#### CITIZEN

LED CLU730/731  
 FWHM / FWTM 48.0° / 80.0°  
 Efficiency 83 %  
 Peak intensity 1.1 cd/lm  
 LEDs/each optic 1  
 Light colour White  
 Required components:  
 F13671\_ANGE-RZ-LENS  
 IDEAL: 50-2204-CT + 50-2100AN


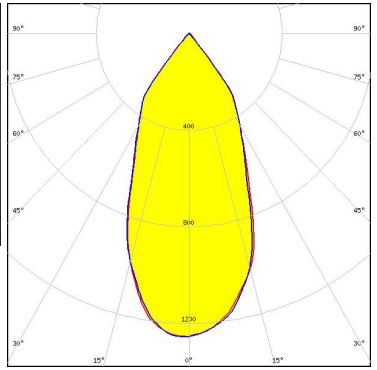

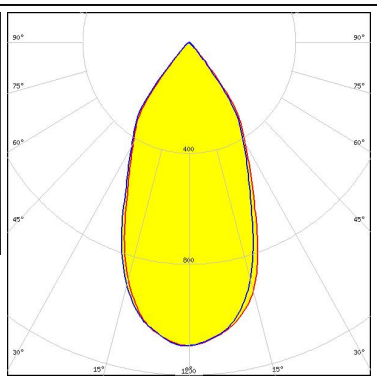

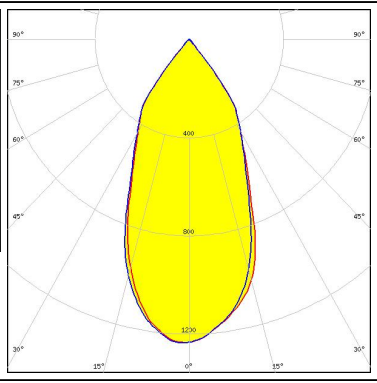

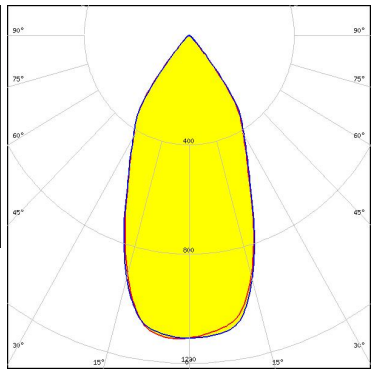


#### CITIZEN

LED CLU730/731  
 FWHM / FWTM 45.0° / 78.0°  
 Efficiency 87 %  
 Peak intensity 1.3 cd/lm  
 LEDs/each optic 1  
 Light colour White  
 Required components:  
 IDEAL: 50-2204-CT + 50-2100AN


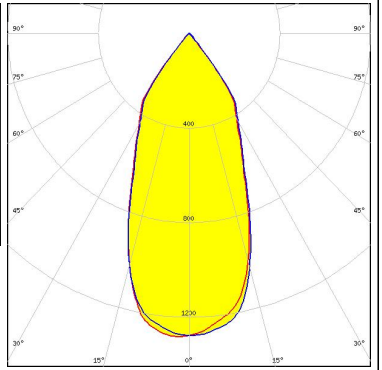

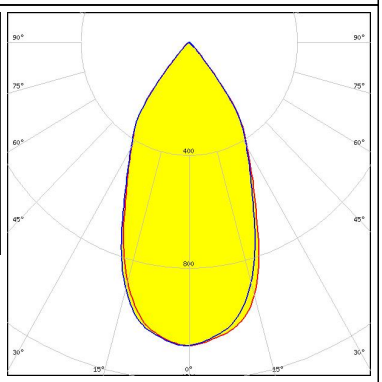

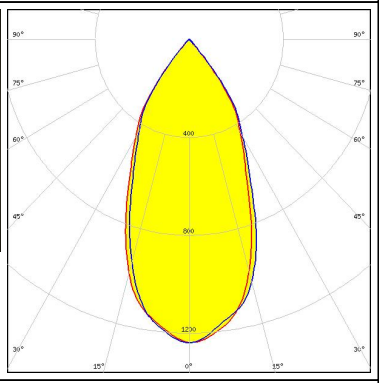

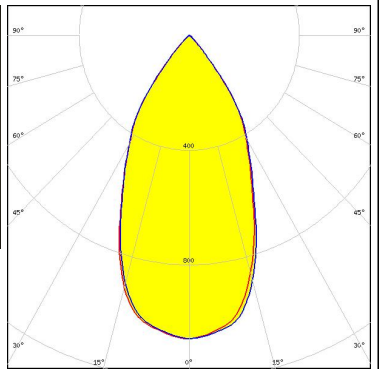


#### PHOTOMETRIC DATA (MEASURED):


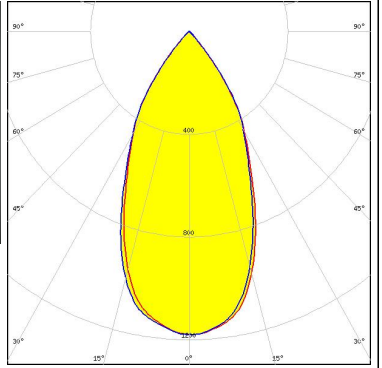

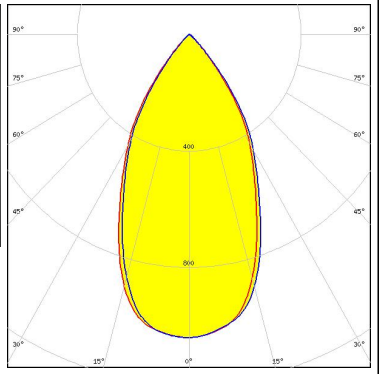

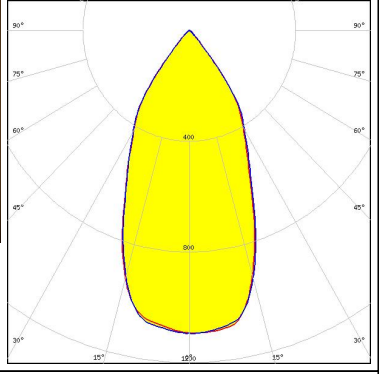

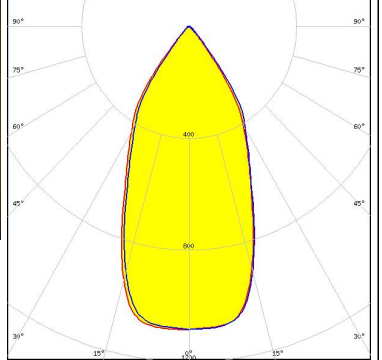
<p><b>CREE</b> → <b>LED</b></p> <p>LED CXA/B 15xx            FWHM / FWTM 46.0° / 80.0°            Efficiency 89 %            Peak intensity 1.3 cd/lm            LEDs/each optic 1            Light colour White            Required components:            C14123_CLAMP-CXA15-18</p>		
<p><b>CREE</b> → <b>LED</b></p> <p>LED CXA/B 15xx            FWHM / FWTM 50.0° / 82.0°            Efficiency 85 %            Peak intensity 1.1 cd/lm            LEDs/each optic 1            Light colour White            Required components:            C14123_CLAMP-CXA15-18            F13671_ANGE-RZ-LENS</p>		
<p><b>CREE</b> → <b>LED</b></p> <p>LED CXA/B 1816 &amp; CXA/B 1820 &amp; CXA 1850            FWHM / FWTM 47.0° / 80.0°            Efficiency 89 %            Peak intensity 1.2 cd/lm            LEDs/each optic 1            Light colour White            Required components:            C14123_CLAMP-CXA15-18</p>		
<p><b>CREE</b> → <b>LED</b></p> <p>LED CXA/B 1816 &amp; CXA/B 1820 &amp; CXA 1850            FWHM / FWTM 49.0° / 82.0°            Efficiency 85 %            Peak intensity 1.1 cd/lm            LEDs/each optic 1            Light colour White            Required components:            F13671_ANGE-RZ-LENS            TE Connectivity: 2213401-2 + OPTIC CLIP Z50 TYPE1 2213194-1</p>		



#### PHOTOMETRIC DATA (MEASURED):

<p><b>CREE → LED</b></p> <p>LED                    CXA/B 1816 &amp; CXA/B 1820 &amp; CXA 1850</p> <p>FWHM / FWTM        45.0° / 80.0°</p> <p>Efficiency            89 %</p> <p>Peak intensity        1.3 cd/lm</p> <p>LEDs/each optic     1</p> <p>Light colour         White</p> <p>Required components:</p> <p>TE Connectivity: 2213401-2 + OPTIC CLIP Z50 TYPE1 2213194-1</p>		
<p><b>CREE → LED</b></p> <p>LED                    CXA/B 1816 &amp; CXA/B 1820 &amp; CXA 1850</p> <p>FWHM / FWTM        51.0° / 83.0°</p> <p>Efficiency            85 %</p> <p>Peak intensity        1.1 cd/lm</p> <p>LEDs/each optic     1</p> <p>Light colour         White</p> <p>Required components:</p> <p>C14123_CLAMP-CXA15-18</p> <p>F13671_ANGE-RZ-LENS</p>		
<p><b>CREE → LED</b></p> <p>LED                    CXA/B 25xx</p> <p>FWHM / FWTM        47.0° / 81.0°</p> <p>Efficiency            88 %</p> <p>Peak intensity        1.2 cd/lm</p> <p>LEDs/each optic     1</p> <p>Light colour         White</p> <p>Required components:</p> <p>C14036_CLAMP_CXA25-30</p>		
<p><b>CREE → LED</b></p> <p>LED                    CXA/B 25xx</p> <p>FWHM / FWTM        52.0° / 83.0°</p> <p>Efficiency            84 %</p> <p>Peak intensity        1.1 cd/lm</p> <p>LEDs/each optic     1</p> <p>Light colour         White</p> <p>Required components:</p> <p>C14036_CLAMP_CXA25-30</p> <p>F13671_ANGE-RZ-LENS</p>		

#### PHOTOMETRIC DATA (MEASURED):

<p><b>CREE</b> LED</p> <p>LED CXA/B 30xx            FWHM / FWTM 50.0° / 82.0°            Efficiency 89 %            Peak intensity 1.2 cd/lm            LEDs/each optic 1            Light colour White            Required components:            C14036_CLAMP_CXA25-30</p>		
<p><b>CREE</b> LED</p> <p>LED CXA/B 30xx            FWHM / FWTM 53.0° / 84.0°            Efficiency 85 %            Peak intensity 1 cd/lm            LEDs/each optic 1            Light colour White            Required components:            C14036_CLAMP_CXA25-30            F13671_ANGE-RZ-LENS</p>		
<p><b>LUMILEDS</b></p> <p>LED LUXEON CoB 1208            FWHM / FWTM 49.0° / 81.0°            Efficiency 83 %            Peak intensity 1.1 cd/lm            LEDs/each optic 1            Light colour White            Required components:            F13671_ANGE-RZ-LENS            TE Connectivity: 2213130-2 + OPTIC CLIP Z50 TYPE1 2213194-1</p>		
<p><b>LUMILEDS</b></p> <p>LED LUXEON CoB 1208            FWHM / FWTM 49.0° / 80.0°            Efficiency 83 %            Peak intensity 1.1 cd/lm            LEDs/each optic 1            Light colour White            Required components:            F13671_ANGE-RZ-LENS            IDEAL: 50-2100SH + 50-2100AN</p>		

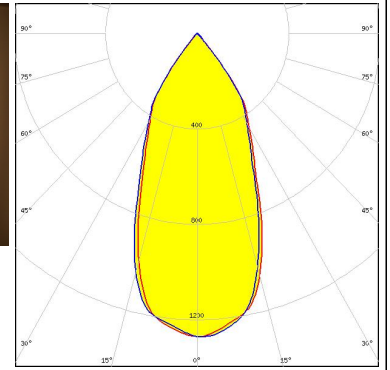
#### PHOTOMETRIC DATA (MEASURED):

#### LUMILEDS

LED LUXEON CoB 1208  
 FWHM / FWTM 45.0° / 78.0°  
 Efficiency 88 %  
 Peak intensity 1.3 cd/lm  
 LEDs/each optic 1  
 Light colour White

Required components:

TE Connectivity: 2213130-2 + OPTIC CLIP Z50 TYPE1 2213194-1

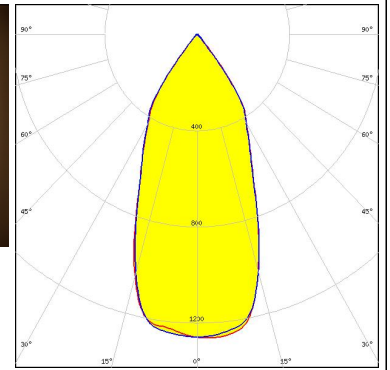


#### LUMILEDS

LED LUXEON CoB 1208  
 FWHM / FWTM 45.0° / 78.0°  
 Efficiency 88 %  
 Peak intensity 1.3 cd/lm  
 LEDs/each optic 1  
 Light colour White

Required components:

IDEAL: 50-2100SH + 50-2100AN



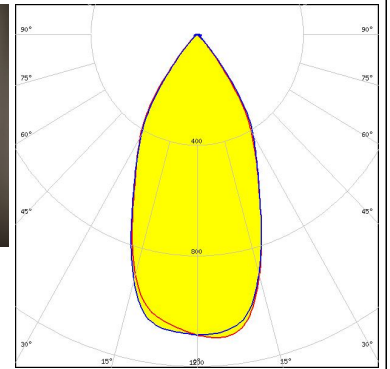

#### LUMILEDS

LED LUXEON CoB 1211  
 FWHM / FWTM 50.0° / 81.0°  
 Efficiency 84 %  
 Peak intensity 1.1 cd/lm  
 LEDs/each optic 1  
 Light colour White

Required components:

F13671\_ANGE-RZ-LENS

IDEAL: 50-2204-CT + 50-2100AN

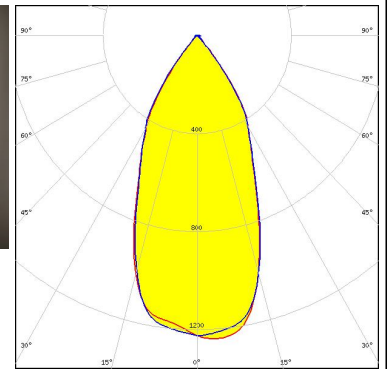



#### LUMILEDS


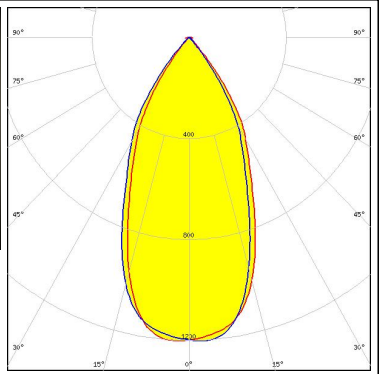

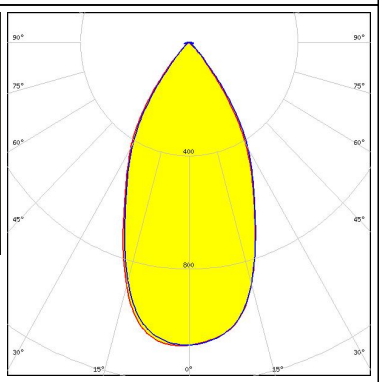

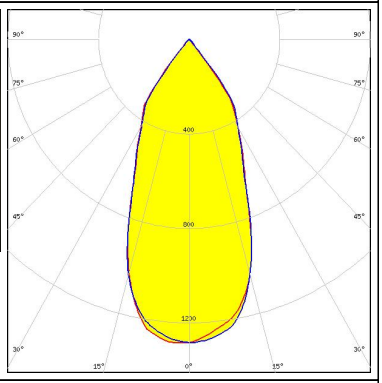

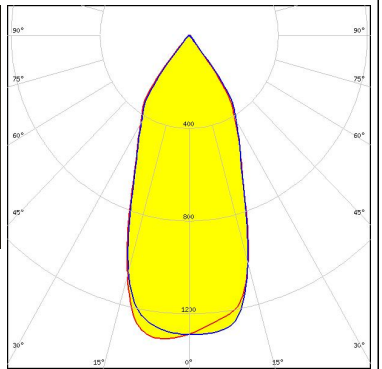
LED LUXEON CoB 1211  
 FWHM / FWTM 47.0° / 79.0°  
 Efficiency 88 %  
 Peak intensity 1.2 cd/lm  
 LEDs/each optic 1  
 Light colour White

Required components:

IDEAL: 50-2204-CT + 50-2100AN



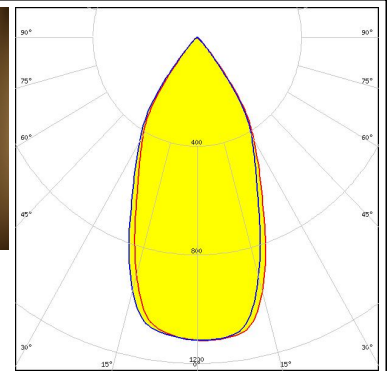
#### PHOTOMETRIC DATA (MEASURED):

<p><b>LUMILEDS</b></p> <p>LED LUXEON CoB 1216/1812</p> <p>FWHM / FWTM 48.0° / 80.0°</p> <p>Efficiency 88 %</p> <p>Peak intensity 1.2 cd/m</p> <p>LEDs/each optic 1</p> <p>Light colour White</p> <p>Required components: IDEAL: 50-2204-CT + 50-2100AN</p>		
<p><b>LUMILEDS</b></p> <p>LED LUXEON CoB 1216/1812</p> <p>FWHM / FWTM 51.0° / 82.0°</p> <p>Efficiency 84 %</p> <p>Peak intensity 1.1 cd/m</p> <p>LEDs/each optic 1</p> <p>Light colour White</p> <p>Required components: F13671_ANGE-RZ-LENS IDEAL: 50-2204-CT + 50-2100AN</p>		
<p><b>NICHIA</b></p> <p>LED COB L-Type (LES 11)</p> <p>FWHM / FWTM 45.0° / 79.0°</p> <p>Efficiency 88 %</p> <p>Peak intensity 1.3 cd/m</p> <p>LEDs/each optic 1</p> <p>Light colour White</p> <p>Required components: TE Connectivity: 2213382-2 + OPTIC CLIP Z50 TYPE1 2213194-1</p>		
<p><b>NICHIA</b></p> <p>LED COB L-Type (LES 11)</p> <p>FWHM / FWTM 44.0° / 78.0°</p> <p>Efficiency 87 %</p> <p>Peak intensity 1.3 cd/m</p> <p>LEDs/each optic 1</p> <p>Light colour White</p> <p>Required components: IDEAL: 50-2100NC + 50-2100AN</p>		

#### PHOTOMETRIC DATA (MEASURED):

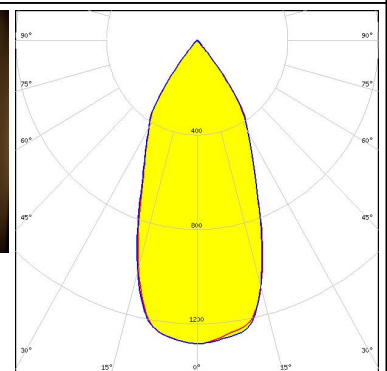

#### OSRAM

LED PrevaLED Core Z4 LES19  
 FWHM / FWTM 49.0° / 81.0°  
 Efficiency 84 %  
 Peak intensity 1.1 cd/lm  
 LEDs/each optic 1  
 Light colour White  
 Required components:  
 F13671\_ANGE-RZ-LENS  
 TE Connectivity: 2213130-2



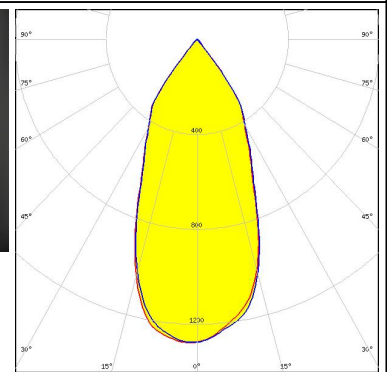

#### OSRAM

LED PrevaLED Core Z4 LES19  
 FWHM / FWTM 46.0° / 79.0°  
 Efficiency 88 %  
 Peak intensity 1.3 cd/lm  
 LEDs/each optic 1  
 Light colour White  
 Required components:  
 TE Connectivity: OPTIC CLIP Z50 TYPE1 2213194-1



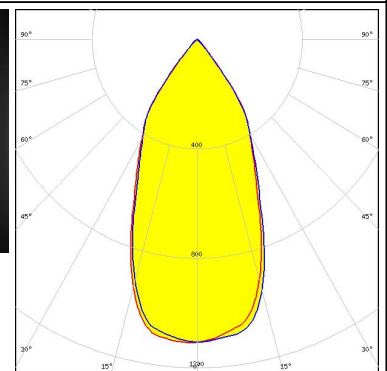

#### OSRAM

Opto Semiconductors  
 LED Soleriq S13 19x19  
 FWHM / FWTM 45.0° / 79.0°  
 Efficiency 87 %  
 Peak intensity 1.3 cd/lm  
 LEDs/each optic 1  
 Light colour White  
 Required components:  
 TE Connectivity: 2213254-2 + OPTIC CLIP Z50 TYPE1 2213194-1



#### OSRAM

Opto Semiconductors  
 LED Soleriq S13 19x19  
 FWHM / FWTM 49.0° / 81.0°  
 Efficiency 84 %  
 Peak intensity 1.1 cd/lm  
 LEDs/each optic 1  
 Light colour White  
 Required components:  
 F13671\_ANGE-RZ-LENS  
 TE Connectivity: 2213254-2 + OPTIC CLIP Z50 TYPE1 2213194-1



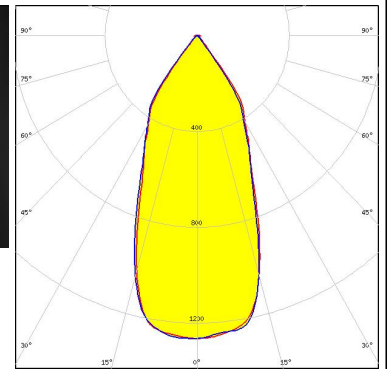



#### PHOTOMETRIC DATA (MEASURED):

#### OSRAM

Opto Semiconductors

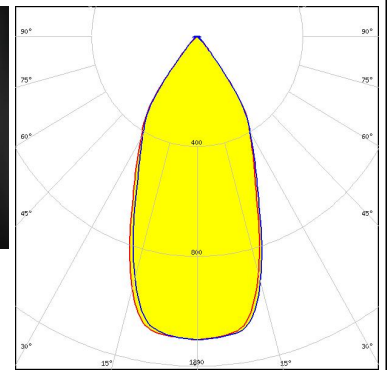

LED Soleriq S13 19x19  
 FWHM / FWTM 45.0° / 78.0°  
 Efficiency 87 %  
 Peak intensity 1.3 cd/m  
 LEDs/each optic 1  
 Light colour White  
 Required components:  
 IDEAL: 50-2103CT + 50-2100AN



#### OSRAM

Opto Semiconductors

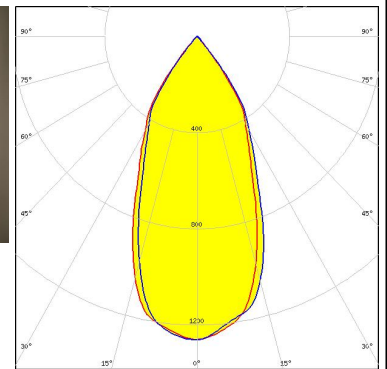

LED Soleriq S13 19x19  
 FWHM / FWTM 48.0° / 80.0°  
 Efficiency 83 %  
 Peak intensity 1.1 cd/m  
 LEDs/each optic 1  
 Light colour White  
 Required components:  
 F13671\_ANGE-RZ-LENS  
 IDEAL: 50-2103CT + 50-2100AN



#### OSRAM

Opto Semiconductors

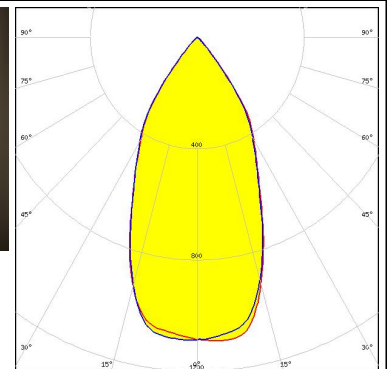

LED Soleriq S19  
 FWHM / FWTM 46.0° / 80.0°  
 Efficiency 88 %  
 Peak intensity 1.3 cd/m  
 LEDs/each optic 1  
 Light colour White  
 Required components:  
 TE Connectivity: 2213407-2 + OPTIC CLIP Z50 TYPE1 2213194-1



#### OSRAM

Opto Semiconductors

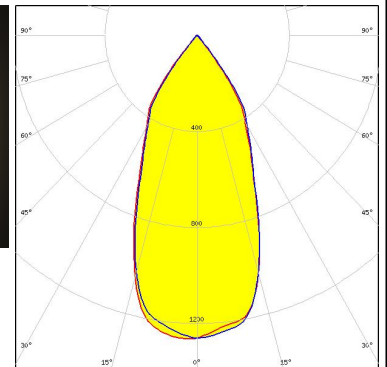

LED Soleriq S19  
 FWHM / FWTM 50.0° / 82.0°  
 Efficiency 84 %  
 Peak intensity 1.1 cd/m  
 LEDs/each optic 1  
 Light colour White  
 Required components:  
 F13671\_ANGE-RZ-LENS  
 TE Connectivity: 2213407-2 + OPTIC CLIP Z50 TYPE1 2213194-1



#### PHOTOMETRIC DATA (MEASURED):

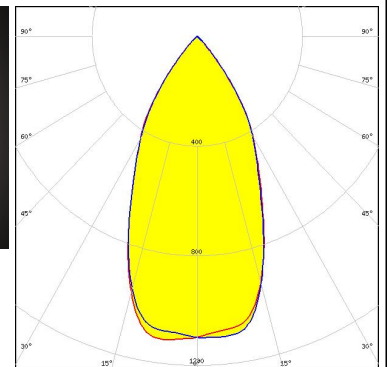

### PHILIPS

LED Fortimo SLM L15 + SLM holder  
 FWHM / FWTM 46.0° / 79.0°  
 Efficiency 88 %  
 Peak intensity 1.3 cd/lm  
 LEDs/each optic 1  
 Light colour White  
 Required components:  
 TE Connectivity: OPTIC CLIP Z50 TYPE1 2213194-1



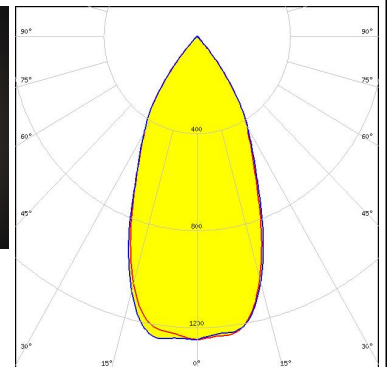

### SAMSUNG

LED LC035T (Tunable white)  
 FWHM / FWTM 51.0° / 82.0°  
 Efficiency 85 %  
 Peak intensity 1.1 cd/lm  
 LEDs/each optic 1  
 Light colour Tunable White  
 Required components:  
 C13584\_CLAMP-VERO29  
 F13671\_ANGE-RZ-LENS  
 Bender Wirth: 502 Typ L3



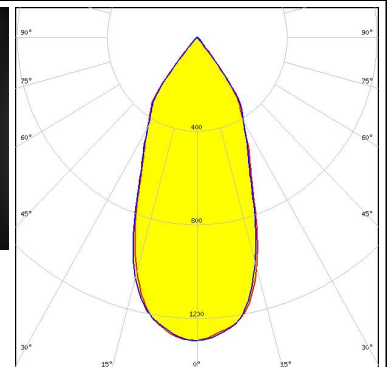

### SAMSUNG

LED LC035T (Tunable white)  
 FWHM / FWTM 48.0° / 81.0°  
 Efficiency 90 %  
 Peak intensity 1.3 cd/lm  
 LEDs/each optic 1  
 Light colour Tunable White  
 Required components:  
 C13584\_CLAMP-VERO29  
 Bender Wirth: 502 Typ L3



### SAMSUNG

LED LC040C  
 FWHM / FWTM 45.0° / 79.0°  
 Efficiency 88 %  
 Peak intensity 1.3 cd/lm  
 LEDs/each optic 1  
 Light colour White  
 Required components:  
 TE Connectivity: 2213382-2 + OPTIC CLIP Z50 TYPE1 2213194-1



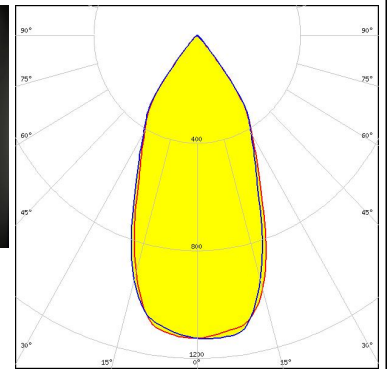

#### PHOTOMETRIC DATA (MEASURED):

### SAMSUNG

LED LC040C  
 FWHM / FWTM 48.0° / 81.0°  
 Efficiency 84 %  
 Peak intensity 1.1 cd/lm  
 LEDs/each optic 1  
 Light colour White

Required components:

F13671\_ANGE-RZ-LENS  
 TE Connectivity: 2213382-2 + OPTIC CLIP Z50 TYPE1 2213194-1

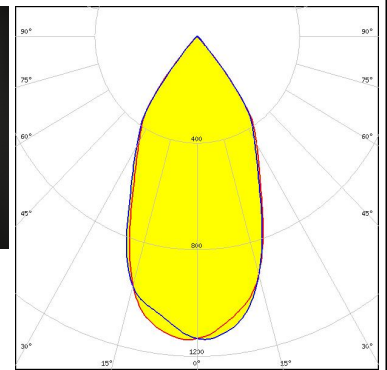



SEOUL SEMICONDUCTOR

LED AC Zhaga COB  
 FWHM / FWTM 51.0° / 81.0°  
 Efficiency 88 %  
 Peak intensity 1.1 cd/lm  
 LEDs/each optic 1  
 Light colour White

Required components:

Optosource: SEHSMJD-A

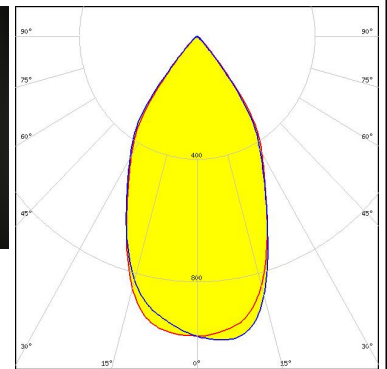
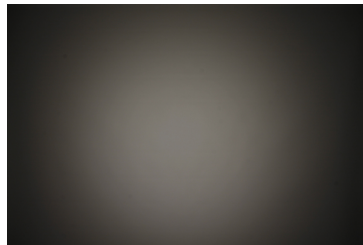


SEOUL SEMICONDUCTOR

LED AC Zhaga COB  
 FWHM / FWTM 55.0° / 84.0°  
 Efficiency 84 %  
 Peak intensity 1 cd/lm  
 LEDs/each optic 1  
 Light colour White

Required components:

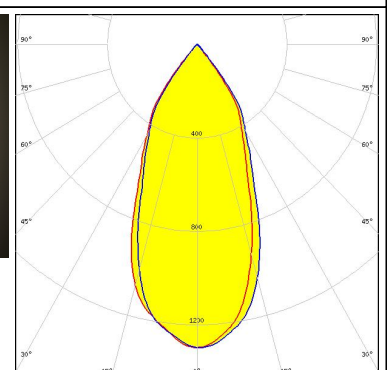

F13671\_ANGE-RZ-LENS  
 Optosource: SEHSMJD-A



LED WU-M-484  
 FWHM / FWTM 45.0° / 79.0°  
 Efficiency 87 %  
 Peak intensity 1.3 cd/lm  
 LEDs/each optic 1  
 Light colour White

Required components:

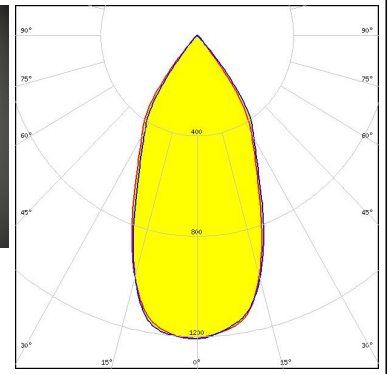
TE Connectivity: OPTIC CLIP Z50 TYPE1 2213194-1



#### PHOTOMETRIC DATA (MEASURED):

#### XICATO

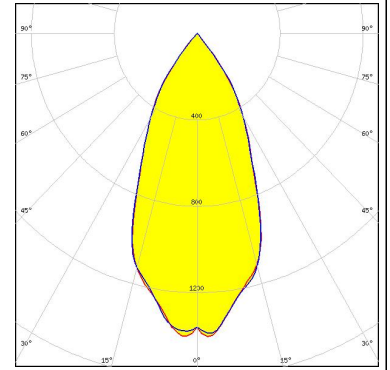
LED XIM - 19mm LES  
FWHM / FWTM 49.0° / 81.0°  
Efficiency 89 %  
Peak intensity 1.2 cd/lm  
LEDs/each optic 1  
Light colour White  
Required components:  
C16491\_XTM-ADAPTER-50-A



#### PHOTOMETRIC DATA (SIMULATED):

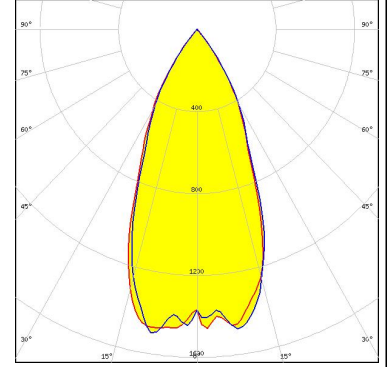
bridgelux.

LED V13 Gen7  
FWHM / FWTM 46.0° / 78.0°  
Efficiency 91 %  
Peak intensity 1.4 cd/lm  
LEDs/each optic 1  
Light colour White  
Required components:  
C13658\_CLAMP-VERO13-18  
Bender Wirth: 477 Typ L1



bridgelux.

LED V22 Gen7  
FWHM / FWTM 45.0° / 75.0°  
Efficiency 94 %  
Peak intensity 1.5 cd/lm  
LEDs/each optic 1  
Light colour White  
Required components:  
IDEAL: 50-2204-CT + 50-2100AN





#### GENERAL INFORMATION:

NOTE: The typical beam angle will be changed by different color, chip size and chip position tolerance. The typical total beam angle is the full angle measured where the luminous intensity is half of the peak value.

Due to use of high power COB's with this product, special attention to proper thermal design is highly recommended. LEDiL has no liability for direct, indirect or consecutive damages arising from the LEDiL products being used outside of the recommended temperature range.

#### MATERIALS:

As part of our continuous research and improvement processes, and to ensure the best possible quality and availability of our products, LEDiL reserves the right to change material grades without notice.

#### PRODUCT DATA USER AGREEMENT AND DISCLAIMER:

The measured data in the provided downloadable LEDiL Product Datasheets and Mechanical 2D-Drawings is rounded and provided as reference for planning. LEDiL Oy's optical specifications have been verified by conducting performance testing of the products in accordance with the company's quality system. The reported data are averaged results of multiple measurements with typical variation. LEDiL Oy reserves the right to without prior notification make changes and improvements to its products.

LEDiL Oy assumes neither warranty, nor guarantee nor any other liability of any kind for the contents and correctness of the provided data. The provided data has been generated with highest diligence but the provided data may in reality not represent the complete possible variation range of all intrinsic parameters. Therefore, in certain cases a deviation from the provided data could occur.

LEDiL Oy reserves the right to undertake technical changes of its products without further notification which could lead to changes in the provided data. LEDiL Oy assumes no liability of any kind for the possible deviation from any provided data or any other damage resulting from the usage of the provided data.

The user agrees to this disclaimer and user agreement with the download or usage of the provided files.

#### LEDiL Oy

Joensuunkatu 13  
FI-24240 SALO  
Finland

#### LEDiL Inc.

228 West Page Street  
Suite D  
Sycamore IL 60178  
USA

#### Ledil Optics Technology (Shenzhen) Co., Ltd.

# 405 , Block B  
Casic Motor Building  
Shenzhen 518057  
P.R.CHINA

#### Local sales and technical support

[www.ledil.com/  
where\\_to\\_buy](http://www.ledil.com/where_to_buy)

#### Shipping locations

Salo, Finland  
Hong Kong, China

#### Distribution Partners

[www.ledil.com/  
where\\_to\\_buy](http://www.ledil.com/where_to_buy)