



- 1
- 2
- 3
- 4
- 5
- 6
- 7
- 8
- 9
- 10
- 11
- 12
- 13
- 14
- 15
- 16
- 17
- 18

**THREADED BODY**

Glass-fibre reinforced polyamide based (PA) SUPER-technopolymer.

**PLUNGER**

Black-oxide hardened steel or AISI 303 stainless steel.  
Suggested tolerance H7 for matching hole.

**LEVER**

Self-lubricating glass-fibre reinforced polyamide based (PA) technopolymer, black colour, matte finish.

**SPRING**

AISI 302 stainless steel.

**LOCKING NUT (NTT)**

Glass-fibre reinforced polyamide based (PA) SUPER-technopolymer.  
Available also as accessory sold separately (see table NTT).

**STANDARD EXECUTIONS**

- **PMT.200-A:** black-oxide steel plunger, without locking nut.
- **PMT.200-AK:** black-oxide steel plunger, with locking nut (supplied not assembled).
- **PMT.200-SST-A:** AISI 303 stainless steel plunger, without locking nut, not magnetic.
- **PMT.200-SST-AK:** AISI 303 stainless steel plunger, with locking nut (supplied not assembled), not magnetic.

**FEATURES AND APPLICATIONS**

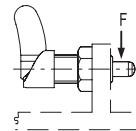
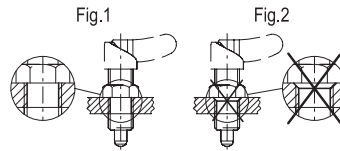
- PMT.200 lever indexing plungers are used when the plunger must be retracted quickly.
- By rotating the lifting lever by 180°, the plunger stops in the retracted position in which the lever is kept by a notch.
- High Lightness and high mechanical resistance of the product.
- Anticorrosive material: suitable even in the presence of liquid or humidity (PMT.200-SST).
- The SUPER-technopolymer threaded body of the plunger offers a low friction factor to the plunger stroke; no lubricating maintenance is required.

**ASSEMBLY INSTRUCTIONS**

Make sure that no machining residues are left on the threaded hole for the assembly of PMT.200 indexing plunger (see fig. 1). Do not make any chamfering in the hole (see fig. 2).  
SUPER-technopolymer product based on Elesa technology, dimensions according to GN 612 standards as agreed with Otto Ganter GmbH Co. KG.  
Lever: Elesa original design.



ELESA Original design



**NTT**



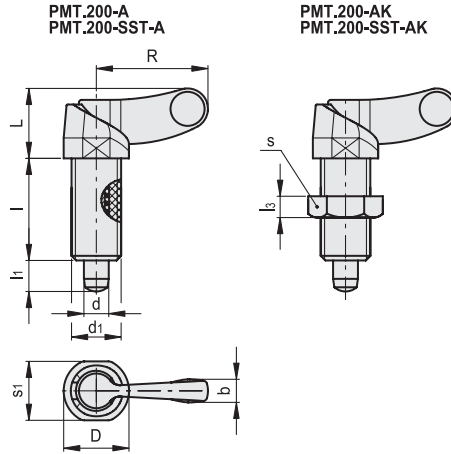
Code	Description
90301083	NTT-3/8-24
90301085	NTT-1/2-20
90301087	NTT-5/8-18



**PMT.200**

Code	Description	d Plunger -0.006 -0.004 Hole H7	d1	L	D	R	b	l	l1	l3	s	s1	* [lbf]	# [lbf]	Max. tightening torque [ft-lb]	Max. static load F [lbf]	⚖
951694	PMT.200-4-3/8-24-A	0.16	3/8-24	0.55	0.51	0.87	0.20	0.75	0.24	-	-	0.47	1.6	4.5	3.7	336	0.02
951695	PMT.200-5-3/8-24-A	0.20	3/8-24	0.55	0.51	0.87	0.20	0.75	0.24	-	-	0.47	1.6	4.5	3.7	336	0.02
951696	PMT.200-5-1/2-20-A	0.20	1/2-20	0.67	0.61	1.04	0.22	1.02	0.31	-	-	0.55	2.0	7.8	6.6	672	0.03
951702	PMT.200-6-1/2-20-A	0.24	1/2-20	0.67	0.61	1.04	0.22	1.02	0.31	-	-	0.55	2.0	7.8	6.6	672	0.03
951705	PMT.200-6-5/8-18-A	0.24	5/8-18	0.83	0.81	1.28	0.28	1.18	0.39	-	-	0.75	2.2	9.0	13.3	672	0.04
951711	PMT.200-8-5/8-18-A	0.31	5/8-18	0.83	0.81	1.28	0.28	1.18	0.39	-	-	0.75	2.2	9.0	13.3	672	0.06
951718	PMT.200-4-3/8-24-AK	0.16	3/8-24	0.55	0.51	0.87	0.20	0.75	0.24	0.28	0.63	0.47	1.6	4.5	3.7	336	0.02
951719	PMT.200-5-3/8-24-AK	0.20	3/8-24	0.55	0.51	0.87	0.20	0.75	0.24	0.28	0.63	0.47	1.6	4.5	3.7	336	0.02
951720	PMT.200-5-1/2-20-AK	0.20	1/2-20	0.67	0.61	1.04	0.22	1.02	0.31	0.31	0.75	0.55	2.0	7.8	6.6	672	0.03
951722	PMT.200-6-1/2-20-AK	0.24	1/2-20	0.67	0.61	1.04	0.22	1.02	0.31	0.31	0.75	0.55	2.0	7.8	6.6	672	0.04
951724	PMT.200-6-5/8-18-AK	0.24	5/8-18	0.83	0.81	1.28	0.28	1.18	0.39	0.39	0.94	0.75	2.2	9.0	13.3	672	0.05
951731	PMT.200-8-5/8-18-AK	0.31	5/8-18	0.83	0.81	1.28	0.28	1.18	0.39	0.39	0.94	0.75	2.2	9.0	13.3	672	0.06

\* Spring preload  
# Spring maximum load



PMT.200-SST

INOX STAINLESS STEEL INCH

Code	Description	d Plunger -0.006 -0.004 Hole H7	d1	L	D	R	b	l	li	ls	s	s1	* [lbf]	# [lbf]	Max. tightening torque [ft-lb]	Max. static load F [lbf]	⚖
951744	PMT.200-SST-4-3/8-24-A	0.16	3/8-24	0.55	0.51	0.87	0.20	0.75	0.24	-	-	0.47	1.6	4.5	3.7	336	0.02
951745	PMT.200-SST-5-3/8-24-A	0.20	3/8-24	0.55	0.51	0.87	0.20	0.75	0.24	-	-	0.47	1.6	4.5	3.7	336	0.02
951746	PMT.200-SST-5-1/2-20-A	0.20	1/2-20	0.67	0.61	1.04	0.22	1.02	0.31	-	-	0.55	2.0	7.8	6.6	448	0.03
951752	PMT.200-SST-6-1/2-20-A	0.24	1/2-20	0.67	0.61	1.04	0.22	1.02	0.31	-	-	0.55	2.0	7.8	6.6	448	0.03
951755	PMT.200-SST-6-5/8-18-A	0.24	5/8-18	0.83	0.81	1.28	0.28	1.18	0.39	-	-	0.75	2.2	9.0	13.3	448	0.04
951761	PMT.200-SST-8-5/8-18-A	0.31	5/8-18	0.83	0.81	1.28	0.28	1.18	0.39	-	-	0.75	2.2	9.0	13.3	448	0.06
951768	PMT.200-SST-4-3/8-24-AK	0.16	3/8-24	0.55	0.51	0.87	0.20	0.75	0.24	0.28	0.63	0.47	1.6	4.5	3.7	336	0.02
951769	PMT.200-SST-5-3/8-24-AK	0.20	3/8-24	0.55	0.51	0.87	0.20	0.75	0.24	0.28	0.63	0.47	1.6	4.5	3.7	336	0.02
951770	PMT.200-SST-5-1/2-20-AK	0.20	1/2-20	0.67	0.61	1.04	0.22	1.02	0.31	0.31	0.75	0.55	2.0	7.8	6.6	448	0.03
951772	PMT.200-SST-6-1/2-20-AK	0.24	1/2-20	0.67	0.61	1.04	0.22	1.02	0.31	0.31	0.75	0.55	2.0	7.8	6.6	448	0.04
951774	PMT.200-SST-6-5/8-18-AK	0.24	5/8-18	0.83	0.81	1.28	0.28	1.18	0.39	0.39	0.94	0.75	2.2	9.0	13.3	448	0.05
951781	PMT.200-SST-8-5/8-18-AK	0.31	5/8-18	0.83	0.81	1.28	0.28	1.18	0.39	0.39	0.94	0.75	2.2	9.0	13.3	448	0.06

\* Spring preload  
# Spring maximum load