

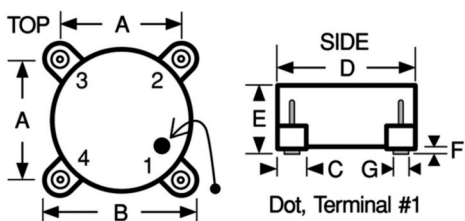
SERIES

**4501R
4501**



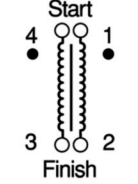
Surface Mount Low-Profile Power Toroids

DASH NUMBER*
0 AMPS DC INDUCTANCE
±20% (µH @ 10 kHz)
DCR (OHMS) MAXIMUM
RATED DC CURRENT
(Amps) MAXIMUM
INDUCTANCE (µH) MINIMUM
@ Rated DC Current



Dot, Terminal #1

SCHEMATIC



Actual Size



SERIES 4501 FERROUS ALLOY CORE				
Parallel Connected Specifications				
-102M	0.47	0.005	6.50	0.30
-104M	0.68	0.006	5.50	0.40
-106M	1.00	0.008	5.00	0.60
-108M	2.00	0.010	4.50	1.20
-110M	5.00	0.020	3.00	3.00
-112M	8.00	0.025	2.70	4.80
-114M	10.0	0.030	2.50	6.00
-116M	15.0	0.060	1.70	9.50
-118M	20.0	0.080	1.50	12.0
-120M	25.0	0.090	1.40	15.0
-122M	33.0	0.105	1.40	20.0
-124M	50.0	0.200	0.95	30.0
-126M	68.0	0.300	0.80	40.0
-128M	100.0	0.400	0.65	60.0
-130M	150.0	0.550	0.60	90.0
-132M	200.0	0.750	0.45	120.0
-134M	300.0	1.100	0.40	180.0

*Complete part # must include series # PLUS the dash #

Test Methods Solderability per MIL-STD-202, Method 208. Inductance tested @ 10 kHz and zero Amps DC. Tested at 25°C.

Mechanical Configuration A flat top surface mount case with excellent coplanarity of terminals.

Physical Parameters

	Inches	Millimeters
A	0.285 ± 0.010	7.24 ± 0.25
B	0.360 ± 0.010	9.14 ± 0.25
C	0.060 ± 0.010	1.52 ± 0.25
D	0.350 ± 0.010	8.90 ± 0.25
E	0.200 ± 0.010	5.08 ± 0.25
F	0.025 ± 0.010	0.64 ± 0.25
G	0.040 (Ref.)	1.02 (Ref.)

Electrical Configuration Two inductors per unit; internal terminals: #1(start) – #2(finish) & #4(start) – #3 (finish).

Series Externally connect #2 to #4.

Parallel Externally connect #1 to #4 and #2 to #3.

Operating Temperature Range -55°C to +125°C

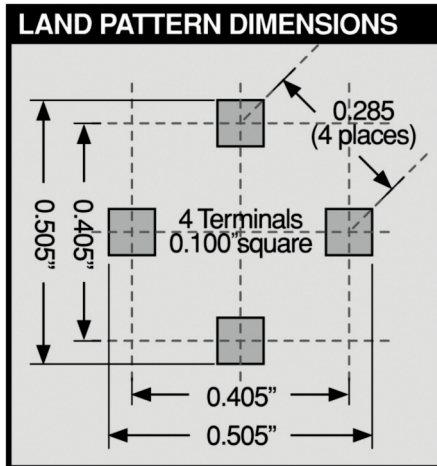
Rated DC Current Based upon 20°C temperature rise from 25°C ambient.

Maximum Power Dissipation at 25°C 0.230 Watts

Inductance Tolerance Tolerance is specified by suffixing an alpha character to the part number as follows: K = 10%, L = 15%. M = 20%. Units are normally supplied to the tolerance indicated in the tables.

Marking Delevan; inductance and tolerance. A white dot indicates the location of pin 1. Note: RoHS component components will be marked with 4501R.

Example: 4501-102
DELEVAN
.47uH±20%



Series Connected Specifications

Inductance Four (4) times parallel inductance specifications.

DCR Four (4) times parallel DCR specifications.

Rated DC Current minimum One-half of parallel Rated DC Current specifications.

Packaging Tape & reel (24mm): 13" reel, 600 pieces max.; 7" reel not available

Weight (Grams) 1.0 (Ref.)

