



specifications

Consumption	CRI	Lumen Output	Material	Efficacy	L70 hours	Surge Protection	Ambient Temp (F)	Power Factor	IP rating	Dimmable	THC	Beam Angle	Enclosed Fixture Rated
45W	> 70	5,625	aluminum	125 lm / W	50,000	6 KV built-in	-40° - 122°	> 0.9	IP 44	1 - 10%	6.21%	114°	yes

select your lamp


Part Number	Color Temp	Voltage
GI-RKD-C175-DLC	5700K	100 - 277 V ⚡

other

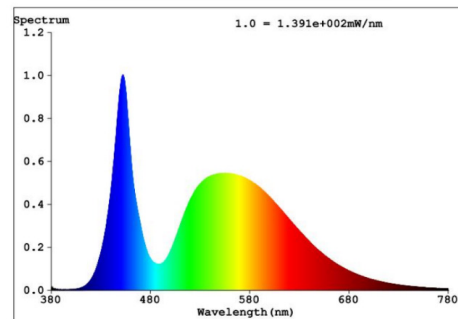
Fixture Dimensions	Driver Dimensions	Warranty	Gross Weight	Case QTY
4.7" (D) x 2.44" (H)	6 3/8" (L) x 1 3/8" (H) x 1 1/4" (W)	6 years	2.65 lbs	8 pcs



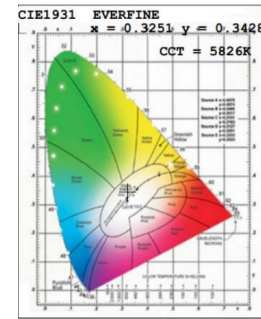
Temperature Sensor



Spectral Power Distribution



Chromaticity Diagram



External Driver

Features

- ▶ External Driver
- ▶ 50,000 hour LED lifespan based on IES LM-80 results and TM-21 calculations
- ▶ Allows for reflector to be removed, creating more space for installation
- ▶ Adjustable bracket included
- ▶ Temperature sensor provides safety by dimming lights down if threshold is reached (will not turn off completely)

Not all product variations listed on this page may be DLC qualified. Visit www.designlights.org/search to confirm qualification.

