



Dimensions

inches [mm]

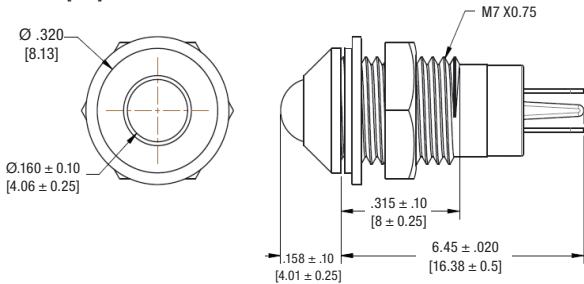


Figure 1

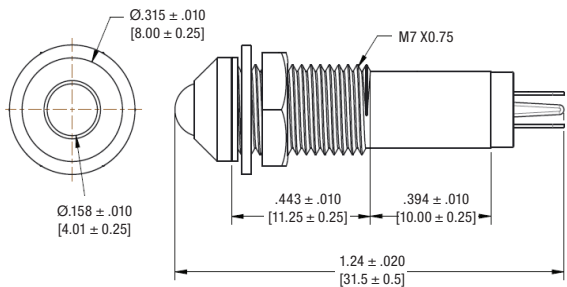


Figure 2

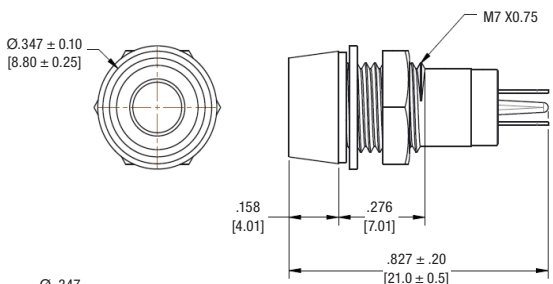


Figure 3

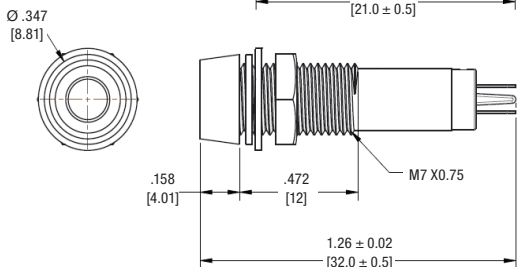


Figure 4

These indicators are un-polarized

www.dialightsignalsandcomponents.com

Certifications & Ratings

- RoHS compliant
- NEMA 4X (Watertight only)
- IP66 (Watertight only)

Application

The 607 Series LED Panel Mount Indicators are designed for a variety of applications such as:

- Main power indication
- Remote power indication
- Status indication
- Maintenance and warning indication
- Instrumentation

... and many more!

Mechanical Information

Mounting Hole Size:	0.283" (7.2 mm)
Max Panel Thickness:	See part numbers
Mounting Torque:	0.362 lbs/ft (5 kg/cm) 0.217 lbs/ft or 3 kg/cm (Figure 5 only)

Specifications

Voltage Options:	2 VDC (resistor required) 6, 12 & 24 VDC (no resistor required)
Operating Temp:	-30°C to +85°C (-22°F to +185°F)
Storage Temp:	-40°C to +85°C (-40°F to +185°F)
Electrical Connection:	Solder terminals
Housing:	Protruding & recessed positions: Brass—Chrome Plated Internal position: Polycarbonate
Terminals:	Copper—Nickel Plated
Lock Washer:	Iron—Nickel Plated
Nut:	Brass—Nickel Plated

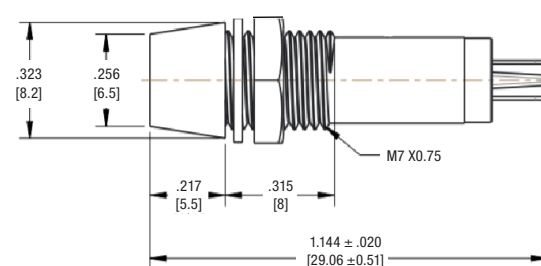


Figure 5

Ordering Information 607 Series

Standard		Watertight								
Part Number	Part Number	Color	Voltage (V DC)	Current (mA)	Intensity Typ. (mcd)	LED Positions	Figure	Panel Thickness		
607-1112-110F	607-1112-310F	● Red	2	15	40	Protruding	1	0.187" (4.75 mm)		
607-1212-110F	607-1212-310F	● Green			65					
607-1312-110F	607-1312-310F	● Yellow			55					
607-1112-120F	607-1112-320F	● Red	6		40		Recessed		2	0.265" (6.75 mm)
607-1212-120F	607-1212-320F	● Green			65					
607-1312-120F	607-1312-320F	● Yellow			55					
607-1112-130F	607-1112-330F	● Red	12		40	Internal		3	0.136" (3.45 mm)	
607-1212-130F	607-1212-330F	● Green			65					
607-1312-130F	607-1312-330F	● Yellow			55					
607-2112-110F	607-2112-310F	● Red	2		65		Recessed	4		0.336" (8.50 mm)
607-2212-110F	607-2212-310F	● Green			85					
607-2312-110F	607-2312-310F	● Yellow			70					
607-2112-120F	607-2112-320F	● Red	6		65	Internal		5	0.187" (4.75 mm)	
607-2212-120F	607-2212-320F	● Green			85					
607-2312-120F	607-2312-320F	● Yellow			70					
607-2112-130F	607-2112-330F	● Red	12	65	Internal		5	0.187" (4.75 mm)		
607-2212-130F	607-2212-330F	● Green		85						
607-2312-130F	607-2312-330F	● Yellow		70						
607-3132-120F	607-3132-320F	● Red	6	35		Internal	5		0.187" (4.75 mm)	
607-3232-120F	607-3232-320F	● Green		45						
607-3332-120F	607-3332-320F	● Yellow		40						
607-3132-130F	607-3132-330F	● Red	12	35	Internal		5	0.187" (4.75 mm)		
607-3232-130F	607-3232-330F	● Green		45						
607-3332-130F	607-3332-330F	● Yellow		40						
607-3132-140F	607-3132-340F	● Red	24	35		Internal	5		0.187" (4.75 mm)	
607-3232-140F	607-3232-340F	● Green		45						
607-3332-140F	607-3332-340F	● Yellow		40						