


Slide DIP Switches with Ultra-low profile and Half-pitch



- Industry's lowest-class profile of 1.55 mm.
- Half-pitch (1.27-mm) design reduces mounting space by 63%.
(compared with conventional models)
- Washable, with seal tape available.
- Embossed taping available for small reel 100 pcs/ 500 pcs.



RoHS Compliant



■List of Models

Tube Packaging

| Type | Flat actuator | | | |
|------|---|-------------------|---|-------------------|
| | Standard | | With seal tape | |
| |  | Quantity per tube |  | Quantity per tube |
| 2 | A6H-2101 | 125 | A6H-2102 | 125 |
| 4 | A6H-4101 | 75 | A6H-4102 | 75 |
| 6 | A6H-6101 | 54 | A6H-6102 | 54 |
| 8 | A6H-8101 | 40 | A6H-8102 | 40 |
| 10 | A6H-0101 | 33 | A6H-0102 | 33 |

Note: Order in multiples of the package quantity.

Embossed Taping

| Type | Flat actuator | | | | | | | | | | | |
|------|---|-------------------|--------------------|-------------------|----------------------|-------------------|---|-------------------|--------------------|-------------------|----------------------|-------------------|
| | Standard | | | | | | With seal tape | | | | | |
| |  | Quantity per reel | | Quantity per reel | | Quantity per reel |  | Quantity per reel | | Quantity per reel | | Quantity per reel |
| 2 | A6H-2101-P | 4,000 | A6H-2101-PM | 500 | A6H-2101-R100 | 100 | A6H-2102-P | 4,000 | A6H-2102-PM | 500 | A6H-2102-R100 | 100 |
| 4 | A6H-4101-P | | A6H-4101-PM | | A6H-4101-R100 | | A6H-4102-P | | A6H-4102-PM | | A6H-4102-R100 | |
| 6 | A6H-6101-P | | A6H-6101-PM | | A6H-6101-R100 | | A6H-6102-P | | A6H-6102-PM | | A6H-6102-R100 | |
| 8 | A6H-8101-P | | A6H-8101-PM | | A6H-8101-R100 | | A6H-8102-P | | A6H-8102-PM | | A6H-8102-R100 | |
| 10 | A6H-0101-P | | A6H-0101-PM | | A6H-0101-R100 | | A6H-0102-P | | A6H-0102-PM | | A6H-0102-R100 | |

Note: Order in multiples of the package quantity.

■Ratings/Characteristics

| | | |
|---|--------------------------|---|
| Rating (resistive load) | | 25 mA at 24 VDC 10 μA (minimum current) at 3.5 VDC |
| Ambient operating temperature | | -20 to +70°C at 60% max. (with no icing or condensation) |
| Ambient operating humidity | | 35% to 95% (at +5 to +35°C) |
| Insulation resistance | | 100 MΩ min. (at 250 VDC with insulation tester) |
| Contact resistance (initial value) | | 200 mΩ max. |
| Dielectric strength | Between terminals | 300 VAC for 1 min |
| Vibration resistance | Malfunction | 10 to 55 Hz, 1.5-mm double amplitude |
| Shock resistance | Malfunction | 300 m/s ² min. |
| Durability | Electrical | 1,000 operations min. |
| Washing | | Standard models: Not possible, Models with seal tape: Possible |
| Degree of protection | | IEC IP40 |
| Operating force | | 0.29 to 4.9 N {30 to 500 gf} |
| Weight | | 0.06 g (2 poles) 0.09 g (4 poles) 0.12 g (6 poles) 0.15 g (8 poles) 0.18 g (10 poles) |

■Dimensions (Unit: mm)

● Flat Actuator

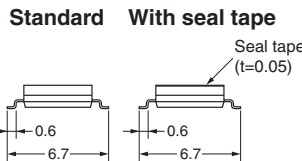
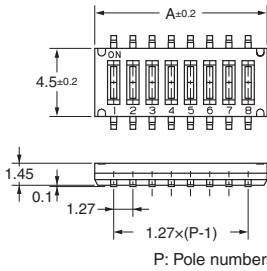

Standard

A6H-□101

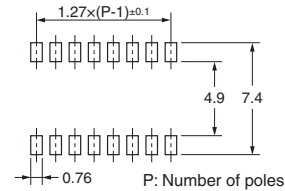
A6H-□101-P

A6H-□101-PM

A6H-□101-R100



Dimensions of PCB Pad (Reference)
(Top View)




With Seal Tape

A6H-□102

A6H-□102-P

A6H-□102-PM

A6H-□102-R100

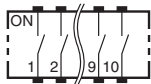


| No. of poles | Model | | Dimension A |
|--------------|----------|----------------|-------------|
| | Standard | With seal tape | |
| 2 | A6H-2101 | A6H-2102 | 3.77 |
| 4 | A6H-4101 | A6H-4102 | 6.31 |
| 6 | A6H-6101 | A6H-6102 | 8.85 |
| 8 | A6H-8101 | A6H-8102 | 11.39 |
| 10 | A6H-0101 | A6H-0102 | 13.93 |

Note: Unless otherwise specified, a tolerance of ±0.4 mm applies to all dimensions.

■Internal Connection

Contact Form (Top View)



■Precautions

Be sure to read the Safety precautions common to all DIP Switches for correct use.

- Application examples provided in this document are for reference only. In actual applications, confirm equipment functions and safety before using the product.
- Consult your OMRON representative before using the product under conditions which are not described in the manual or applying the product to nuclear control systems, railroad systems, aviation systems, vehicles, combustion systems, medical equipment, amusement machines, safety equipment, and other systems or equipment that may have a serious influence on lives and property if used improperly. Make sure that the ratings and performance characteristics of the product provide a margin of safety for the system or equipment, and be sure to provide the system or equipment with double safety mechanisms.

Note: Do not use this document to operate the Unit.

OMRON Corporation
Electronic and Mechanical Components Company

Contact: www.omron.com/ecb

Cat. No. A117-E1-06
0619(0207)(O)