

DATA SHEET

CEMENT RESISTORS

High Power, Vertical Mount

SQM Series

NSM Series

$\pm 1\%$, $\pm 5\%$

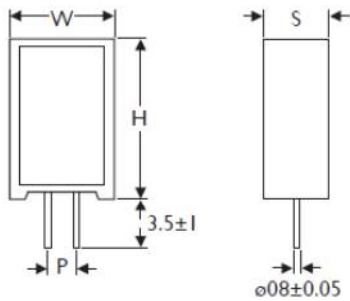
2W to 10W

RoHS compliant & Halogen Free



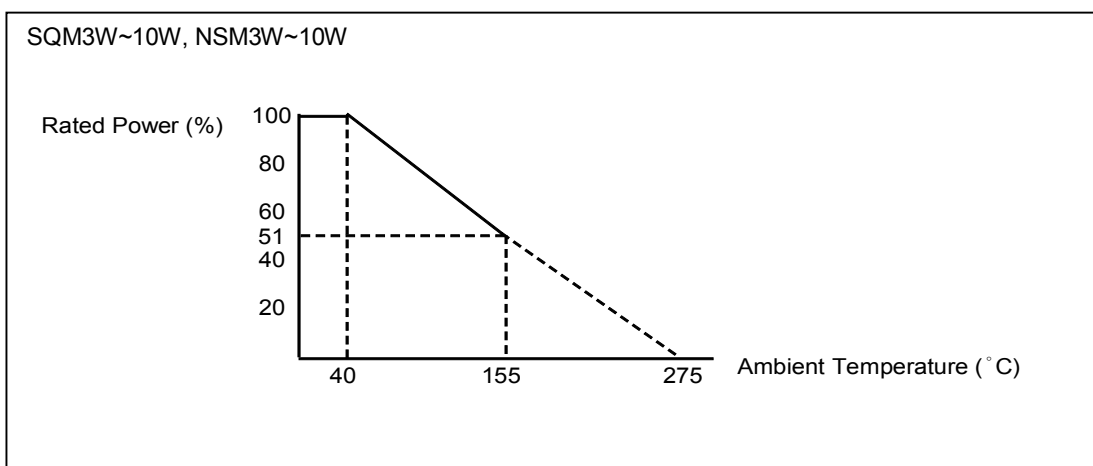
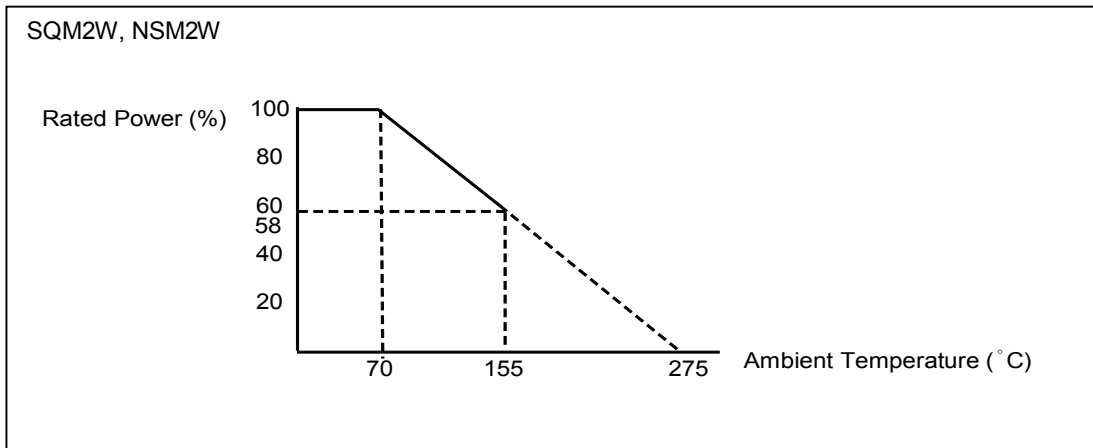
DIMENSIONS

Unit: mm



Normal	Non-Inductive	H	W	S	P
SQM200	NSM200	20 ± 1.5	11.0 ± 1.0	7.0 ± 1.0	5 ⁺²⁻¹
SQM300	NSM300	25 ± 1.5	12.0 ± 1.0	8.0 ± 1.0	5 ⁺²⁻¹
SQM500	NSM500	25 ± 1.5	13.0 ± 1.0	9.0 ± 1.0	5 ⁺²⁻¹
SQM700	NSM700	39 ± 1.5	13.0 ± 1.0	9.0 ± 1.0	5 ⁺²⁻¹
SQM10A	NSM10A	51 ± 1.5	13.0 ± 1.0	9.0 ± 1.0	5 ⁺²⁻¹
SQM10S	NSM10S	35 ± 1.5	16.0 ± 1.0	12.0 ± 1.0	7 ⁺²⁻¹

DERATING CURVE



ELECTRICAL CHARACTERISTICS

CHARACTERISTICS	SQM200	SQM300	SQM500	SQM700	SQM10A	SQM10S
Power Rating at 40 °C		3W	5W	7W	10W	10W
Power Rating at 70 °C	2W					
Maximum Working Voltage	250V	350V	350V	500V	500V	500V
Maximum Overload Voltage	500V	700V	700V	1000V	1000V	1000V
Voltage Proof on Insulation	500V	700V	700V	1000V	1000V	1000V
Resistance Range (Ceramic based wirewound)	0.1Ω~36Ω	0.1Ω~68Ω	0.1Ω~130Ω	0.1Ω~330Ω	0.1Ω~510Ω	0.1Ω~270Ω
Resistance Range (Metal Oxide Film)	39Ω~1MΩ	75Ω~1MΩ	150Ω~1MΩ	360Ω~1MΩ	560Ω~1MΩ	300Ω~1MΩ
Resistance Range (Fiberglass based wirewound)	0.1Ω~1KΩ	0.1Ω~4.7KΩ	0.1Ω~4.7KΩ	0.1Ω~4.7KΩ	0.1Ω~5.6KΩ	0.1Ω~4.7KΩ
Operating Temp. Range	- 55°C to +155°C					
Temperature Coefficient	Wirewound: ±100ppm/°C , ±300ppm/°C, Film:±300ppm/°C					

CHARACTERISTICS	NSM200	NSM300	NSM500	NSM700	NSM10A	NSM10S
Power Rating at 40 °C		3W	5W	7W	10W	10W
Power Rating at 70 °C	2W					
Maximum Working Voltage	$\sqrt{(P \times R)}$					
Voltage Proof on Insulation	500V	700V	700V	1000V	1000V	1000V
Resistance Range (Ceramic based wirewound)	0.1Ω~10Ω	0.1Ω~30Ω	0.15Ω~65Ω	0.27Ω~100Ω	0.27Ω~100Ω	0.27Ω~100Ω
Operating Temp. Range	- 55°C to +155°C					
Temperature Coefficient	±300ppm/°C					

Note: For resistance value out of above range is by request.

TEST AND REQUIREMENTS

TEST	TEST METHOD	PROCEDURE	APPRAISE
Short Time Overload	IEC 60115-1 4.13	2.5 times RCWV for 5 sec.(Not more than maximum overload voltage)	±2%+0.05Ω
Voltage Proof on Insulation	IEC 60115-1 4.7	In V-Block for 60 sec. test voltage as above table	No Breakdown
Temperature Coefficient	IEC 60115-1 4.8	Between -55°C to +155°C	By Type
Insulation Resistance	IEC 60115-1 4.6	In V-Block for 60 sec.	>1,000MΩ
Solderability	IEC 60115-1 4.17	245±5°C for 3±0.5 Sec.	95% Min. coverage
Solvent Resistance of Marking	IEC 60115-1 4.30	IPA for 5±0.5 Min. with ultrasonic	No deterioration of coatings and markings
Robustness of Terminations	IEC 60115-1 4.16	Direct load for 10 Sec. in the direction of the terminal leads	≥2.5Kg(24.5N)
Periodic-pulse Overload	IEC 60115-1 4.39	4 times RCWV(or Umax., whichever less) 10,000 cycles (1 Sec. on, 25 Sec.off)	±2.0%+0.05Ω
Damp Heat Steady State	IEC 60115-1 4.24	40±2°C,90-95% RH for 56 days, loaded with 0.1 times RCWV(or Umax., whichever less)	±5.0%+0.05Ω
Endurance at 70°C	IEC 60115-1 4.25	70±2°C at RCWV(or Umax., whichever less) for 1,000 Hr.(1.5 Hr.on,0.5 Hr. off)	±5.0%+0.05Ω
Temperature Cycling	IEC 60115-1 4.19	-55°C → Room Temp. → +155°C → Room Temp.(5 cycles)	±2.0%+0.05Ω
Resistance to Soldering Heat	IEC 60115-1 4.18	260±3°C for 10±1 Sec., immersed to a point 3±0.5mm from the body	±1.0%+0.05Ω

Note:.

RCWV (Rated Continuous Working Voltage):

The DC or AC (rms) continuous working voltage corresponding to the rated power is determined by the following formula:

$$V=\sqrt{P \times R}$$

or max. working voltage whichever is less

Where

V=Continuous rated DC or
AC (rms) working voltage (V)

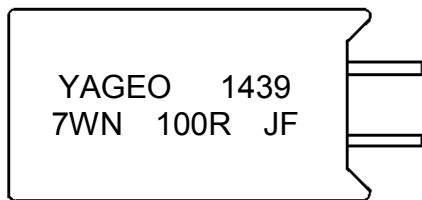
P=Rated power (W)

R=Resistance value (Ω)

BULK PACKING

Miniature	Non-Inductive	Piece/Per Inner Box
SQM200	NSM200	1,600
SQM300	NSM300	1,000
SQM500	NSM500	1,000
SQM700	NSM700	700
SQM10A	NSM10A	500
SQM10S	NSM10S	500

MARKING



Example:

YAGEO	= Brand
1439	= Date code
7W	= Power rating
N	= Non-inductive
100R	= Resistance
J	= Tolerance
F	= Fiberglass

REVISION HISTORY

REVISION	DATE	CHANGE NOTIFICATION	DESCRIPTION
Version 0	Aug.2 , 2021	-	- First issue of this specification

“ Yageo reserves all the rights for revising the content of this datasheet without further notification, as long as the products itse lf are unchanged. Any product change will be announced by PCN.”

LEGAL DISCLAIMER

Yageo, its distributors and agents (collectively, "Yageo"), hereby disclaims any and all liabilities for any errors, inaccuracies or incompleteness contained in any product related information, including but not limited to product specifications, datasheets, pictures and/or graphics. Yageo may make changes, modifications and/or improvements to product related information at any time and without notice.

Yageo makes no representation, warranty, and/or guarantee about the fitness of its products for any particular purpose or the continuing production of any of its products. To the maximum extent permitted by law, Yageo disclaims (i) any and all liability arising out of the application or use of any Yageo product, (ii) any and all liability, including without limitation special, consequential or incidental damages, and (iii) any and all implied warranties, including warranties of fitness for a particular purpose, non-infringement and merchantability.

Yageo statements regarding the suitability of products for certain types of applications are based on Yageo's knowledge of typical operating conditions for such types of applications in a generic nature. Such statements are neither binding statements of Yageo nor intended to constitute any warranty concerning the suitability for a specific customer application or use. They are intended for use only by customers with requisite knowledge and experience for determining whether Yageo products are the correct products for their application or use. In addition, unpredictable and isolated cases of product failure may still occur, therefore, customer application or use of Yageo products which requires higher degree of reliability or safety, shall employ additional protective safeguard measures to ensure that product failure would not result in personal injury or property damage.

Yageo products are not designed for application or use in medical, life-saving, or life-sustaining devices or for any other application or use in which the failure of Yageo products could result in personal injury or death. Customers using or selling Yageo products not expressly indicated for above-mentioned purposes shall do so at their own risk and agree to fully indemnify Yageo and hold Yageo harmless.

Information provided here is intended to indicate product specifications only. Yageo reserves all the rights for revising this content without further notification, as long as products are unchanged. Any product change will be announced by PCN.