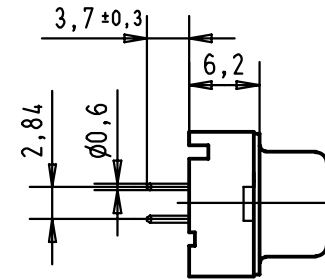
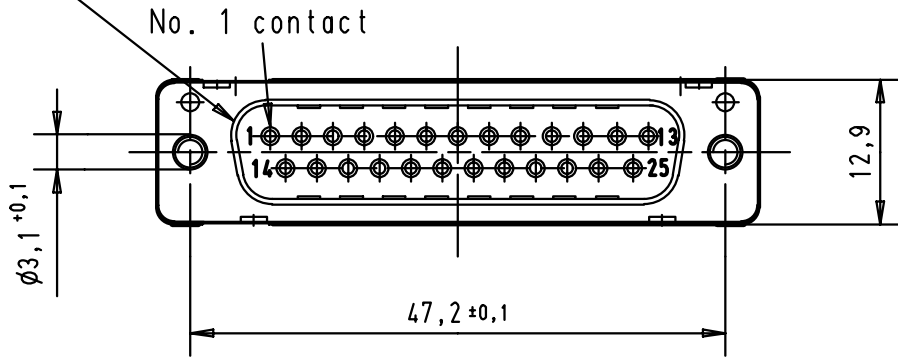
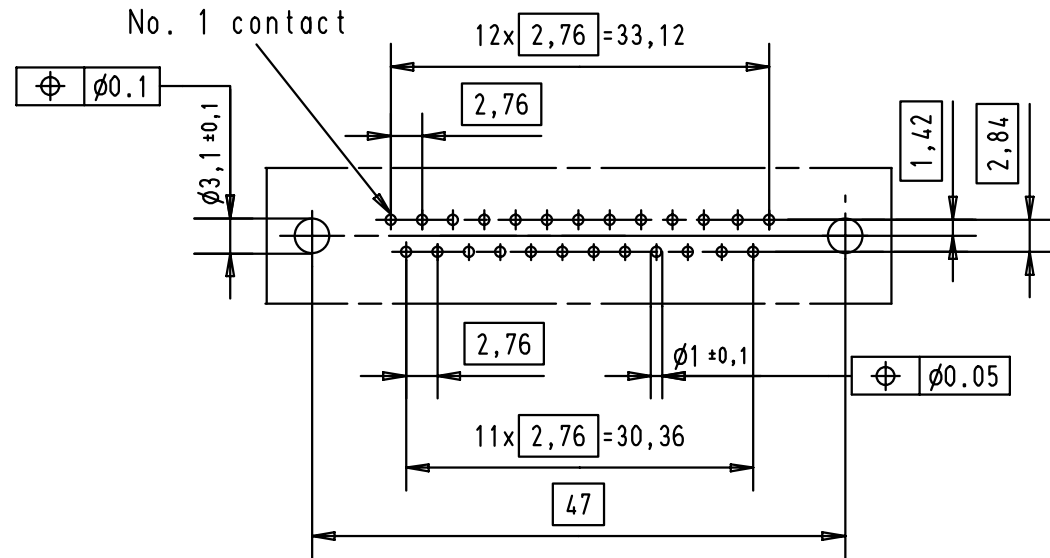
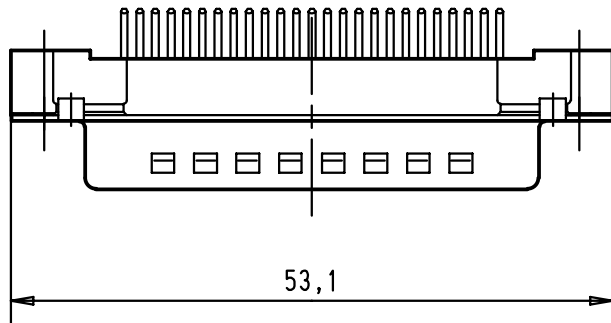


5 4 3 2 1

Mating face according to MIL-C-24308 / DIN 41 652 / CECC 75301-802



Printed board layout  
View component side  
(PCB plating = Tin)



A	09 66 321 6701	M3	2						<p>All Dim. in mm Orig. Size DIN A 4</p>	D-Sub male straight 25 poles with solder pins and nuts	Maßstab/ Scale 1,5:1	
	09 66 321 7701	M3	3				Detail.	8-NOV-01				JB
	09 66 321 5701	M3	0,76 µm Au				Insp.					
	09 66 321 6702	4-40 UNC	2				Stand.					
	09 66 321 7702	4-40 UNC	3									
	09 66 321 5702	4-40 UNC	0,76 µm Au	29737	8-NOV-01	JB						
	Part number	nut thread	Performance level	Mod.	Dat.	Name	HARTING EURL F-95972 Paris			TB 09 66 321 X70X Sub.	Blatt/ Page 1	