

# SMT Power Inductors

Unshielded Drum Core - P0770NL Series



- Height:** 2.9mm Max
- Footprint:** 6.6mm x 4.5mm Max
- Current Rating:** up to 2.9A
- Inductance Range:** 1.0μH to 220μH

## Electrical Specifications @ 25°C - Operating Temperature -40°C to +130°C

Part Number <sup>6,7</sup>	Inductance @ 1px Adc (μH ± 20%)	I <sub>rated</sub> <sup>5</sup> (A)	DCR (MAX) (mΩ)	Saturation Current (A) @ 25°C	Heating Current (A)
P0770.102NL	1.0	2.90	50	2.90	2.90
P0770.152NL	1.5	2.60	50	2.60	2.80
P0770.222NL	2.2	2.30	70	2.30	2.40
P0770.332NL	3.3	2.00	80	2.00	2.00
P0770.472NL	4.7	1.50	90	1.50	1.50
P0770.682NL	6.8	1.20	130	1.20	1.40
P0770.103NL	10	1.10	160	1.10	1.10
P0770.153NL	15	0.90	230	0.90	1.20
P0770.223NL	22	0.70	370	0.70	0.80
P0770.333NL	33	0.58	510	0.58	0.60
P0770.473NL	47	0.50	640	0.50	0.50
P0770.683NL	68	0.40	860	0.40	0.40
P0770.104NL	100	0.30	1270	0.31	0.30
P0770.154NL	150	0.25	2000	0.27	0.2
P0770.224NL	220	0.20	3110	0.22	0.20

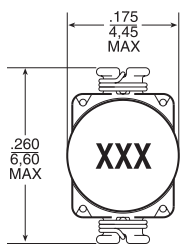
### Notes:

- The temperature of the component (ambient plus temperature rise) must be within the specified operating temperature range.
- Inductance tested at 100kHz, 10mV<sub>RMS</sub>
- Inductance drop = 10% typical at the Saturation Current
- ΔT = 15°C rise typical at the Heating Current
- The rated current is the lower of the saturation or heating current
- Optional Tape & Reel packaging can be ordered by adding a "T" suffix to the part number (i.e. P0770.102NL becomes P0770.102NLT). Pulse complies to industry standard tape and reel specification EIA481.
- The "NL" suffix indicates an RoHS-compliant part number. Non-NL suffixed parts are not necessarily RoHS compliant, but are electrically and mechanically equivalent to NL versions. If a part number does not have the "NL" suffix, but an RoHS compliant version is required, please contact Pulse for availability.

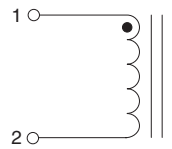
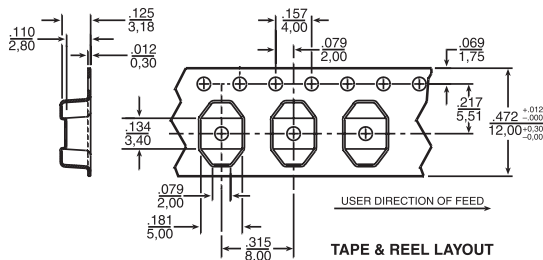
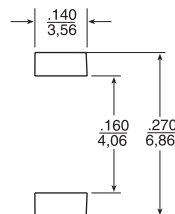
## Mechanical

## Schematic

### P0770.XXXNL



### SUGGESTED PAD LAYOUT



Weight .....0.2 grams

Tape & Reel .....2500/reel

Dimensions:  $\frac{\text{Inches}}{\text{mm}}$

Unless otherwise specified, all tolerances are  $\pm \frac{.010}{0.25}$

---

## For More Information

### Pulse Worldwide Headquarters

15255 Innovation Drive Ste 100  
San Diego, CA 92128  
U.S.A.

Tel: 858 674 8100  
Fax: 858 674 8262

### Pulse Europe

Pulse Electronics GmbH  
Am Rottland 12  
58540 Meinerzhagen  
Germany

Tel: 49 2354 777 100  
Fax: 49 2354 777 168

### Pulse China Headquarters

Pulse Electronics (ShenZhen) CO., LTD  
D708, Shenzhen Academy of  
Aerospace Technology,  
The 10th Keji South Road,  
Nanshan District, Shenzhen,  
P.R. China 518057

Tel: 86 755 33966678  
Fax: 86 755 33966700

### Pulse North China

Room 2704/2705  
Super Ocean Finance Ctr.  
2067 Yan An Road West  
Shanghai 200336  
China

Tel: 86 21 62787060  
Fax: 86 2162786973

### Pulse South Asia

3 Fraser Street 0428  
DUO Tower  
Singapore 189352

Tel: 65 6287 8998  
Fax: 65 6280 0080

### Pulse North Asia

1F., No.111 Xiyuan Road  
Zhongli District  
Taoyuan City 32057  
Taiwan (R.O.C)

Tel: 886 3 4356768  
Fax: 886 3 4356820

Performance warranty of products offered on this data sheet is limited to the parameters specified. Data is subject to change without notice. Other brand and product names mentioned herein may be trademarks or registered trademarks of their respective owners. © Copyright, 2019. Pulse Electronics, Inc. All rights reserved.